


EBSCOhost 系統使用手冊中文完整版



目錄

關於 EBSCOhost®	4
系統需求	4
認識資料庫	4
選擇檢索資料庫	4
◎單一資料庫檢索：	4
◎多重資料庫檢索：	5
資料庫檢索方式	6
◎基本檢索	6
設限與擴增值檢索方法選擇：	7
布林邏輯(Boolean Logic): “AND”, “OR”, “NOT”	8
符號檢索概念 (Wildcard(?) and Truncation(*))	8
拼字檢查功能：	9
◎進階檢索	10
進階檢索：Single Find Field	11
進階檢索：Single Find Field with a Search Builder	11
進階檢索：Guided Style Find Fields	12
◎視覺檢索	12
◎刊名檢索	14
期刊自動通知設定	16
◎主題詞彙檢索	19
◎參考文獻檢索	21
◎索引檢索	23
◎圖片檢索	24
檢索結果列表	25
◎全文格式	28
文章引用語特色	28
PDF Full Text 全文格式特色	29
HTML Full Text 全文格式特色	30
My EBSCOhost (個人 EBSCOhost)	31
◎我的文件夾(My Folder / Folder has item)	34

◎資料傳送與輸出選項(Delivery Option)	35
◎列印/ Email / 儲存功能次選項	35
列印功能	35
Email 功能	36
儲存功能	37
儲存檢索指令及資料(Search History/Alerts)	39
儲存檢索結果(Save Searches / Alerts)	40
取回儲存檢索資料	42
列印檢索歷史資料	42
◎SDI 專題選粹服務設定	43
◎個人網頁製作(Web Pages-Page Composer)	44
在頁面上增加文字	46
將文件夾內選取之文章匯入至頁面上	47
增加圖片檔案	47
增加空白檢索之功能	48
增加網路連結之功能	49
增加背景圖示	50
增加水平線	51
關於 Page Elements 介紹	52
Email 設計完畢之網頁成品	53
Download 設計完畢之網頁成品	53
Copy 設計完畢之網頁成品	54
成品範例(以台大外語系為例)	54

關於EBSCOhost®

EBSCOhost 是一個功能強大的資料庫檢索系統畫面，經由網際網路直接連結到由 EBSCO 本身製作之全文型資料庫或其他國外較知名之書目型電子資料庫（如 ERIC、Econlit、Medline、Psyinfo 等）。所連結資料庫所涵蓋範圍包羅萬象，如針對一般性、學術性、醫學性、商業性圖書館等設計之各別資料庫。

系統需求

1. 為求有效的提升網路連結速度，建議使用 Internet Explorer 6.0 以上或 Firefox 1.5 及 Safari 1.1 (for Macintosh) 以上之網頁瀏覽器。亦需能提供 Java 程式運作及接受 cookies 的需求功能。
2. 若您使用 Internet Explorer 6.0 以上或 Firefox 1.5 及 Safari 1.1 (for Macintosh) 瀏覽器為較舊之版本，建議您使用 EBSCOhost Web Text Only 檢索界面。
3. 閱讀任何西文資料庫之 PDF 全文格式（EBSCOhost 以”PDF Full Text“表示之），您都必須安裝一免費線上閱讀軟體 Adobe Acrobat® Reader。國內外各大搜尋軟體均免費可下載，目前最新版本為 Acrobat® 7 中文版。下列提供其下載網址供您參考：

<http://www.chinese-t.adobe.com/products/acrobat/readstep.html>

認識資料庫

1. 可在檢索畫面，點選“Help”，可連結到資料庫清單或資料庫名稱。
2. 可在選擇資料庫畫面，在每個資料庫簡介說明下面點選“更多資訊”連結。

選擇檢索資料庫

◎ 單一資料庫檢索：

1. 您可直接將滑鼠移至該資料庫名稱上頭，點選資料庫名稱即可，檢索視窗會隨之出現。（如：直接點選 [Academic Search Premier](#)）
2. 你也可直接勾選資料庫名稱左邊的後，逕自按下上方  鍵即可進入檢索畫面。

◎多重資料庫檢索：

直接勾欲同時選取之數個資料庫名稱左邊的後，逕自按下上方 **繼續** 鍵即可進入檢
索畫面。

注意事項：

1. 若您同時勾選多個資料庫之後，務必按下 **繼續** 鍵，方可同時進入多重資料庫檢
索。
2. 您可經由上述畫面之 **更多資訊** 連結，查詢資料庫更詳細之涵蓋內容介紹。
3. 您亦可於 **期刊清單** 連結處，查詢個別資料庫涵蓋期刊刊名列表。

多重選擇勾選

選擇資料庫

若要在單一個資料庫中檢索，請按一下下列其中一個資料庫名稱。若要選取一個以上的資料庫進行檢索，請核取資料庫旁的方塊，然後按一下 **繼續** 鍵。
請選取資料庫以繼續。

繼續

單一資料庫直接點選此名稱連結

- Academic Search Premier**
全世界最大的綜合學科資料庫，Academic Search Premier提供將近 4,650 種系列出版品，其中包括超過 3,600 種同儕評鑑標題之全文。逾 100 份以
前，或更早的 PDF 存檔資料；另外，還有逾 1000 種標題，提供可搜尋的引用參考。此資料庫透過 EBSCO 主機每日更新。
[期刊清單](#) [更多資訊](#)
- Alt HealthWatch**
本另類療法資料庫共收錄 180 種刊物全文，包括許多經同儕 **資料庫內部細部介紹** 輔助醫學及另類療法涉及的所有主題範疇之
時間最早可回溯至 1990 年。
[期刊清單](#) [更多資訊](#)
- Business Source Premier**
此為業界最常使用的商業研究資料庫，提供超過 8,800 筆系列文章的全文。Business Source Premier 提供的全文資料可回溯至 1965 年，可搜尋的
回溯至 1998 年。與商業相關的所有主題範圍幾乎均包括在內。此資料庫透過 EBSCO 主機每日更新。
[期刊清單](#) [更多資訊](#) [增強的商業檢索介面](#)
- Blackwell Encyclopedia of Management Library**
The Blackwell Encyclopedia of Management Library is comprised of 12 volumes, with over 4,400 entries, each covering major subject areas. In ad
dition, this database also features a series of Blackwell business and management focused han
dbooks and Strategic Management Society titles.
[期刊清單](#) [更多資訊](#)
- Current Abstracts**
Current Abstracts提供近 9,800 種精采學術刊物的完整書目引文資訊。本資料庫提供所有收錄期刊的最新目錄、摘要及索引。
[期刊清單](#) [更多資訊](#)

資料庫涵蓋刊名列表

資料庫檢索方式

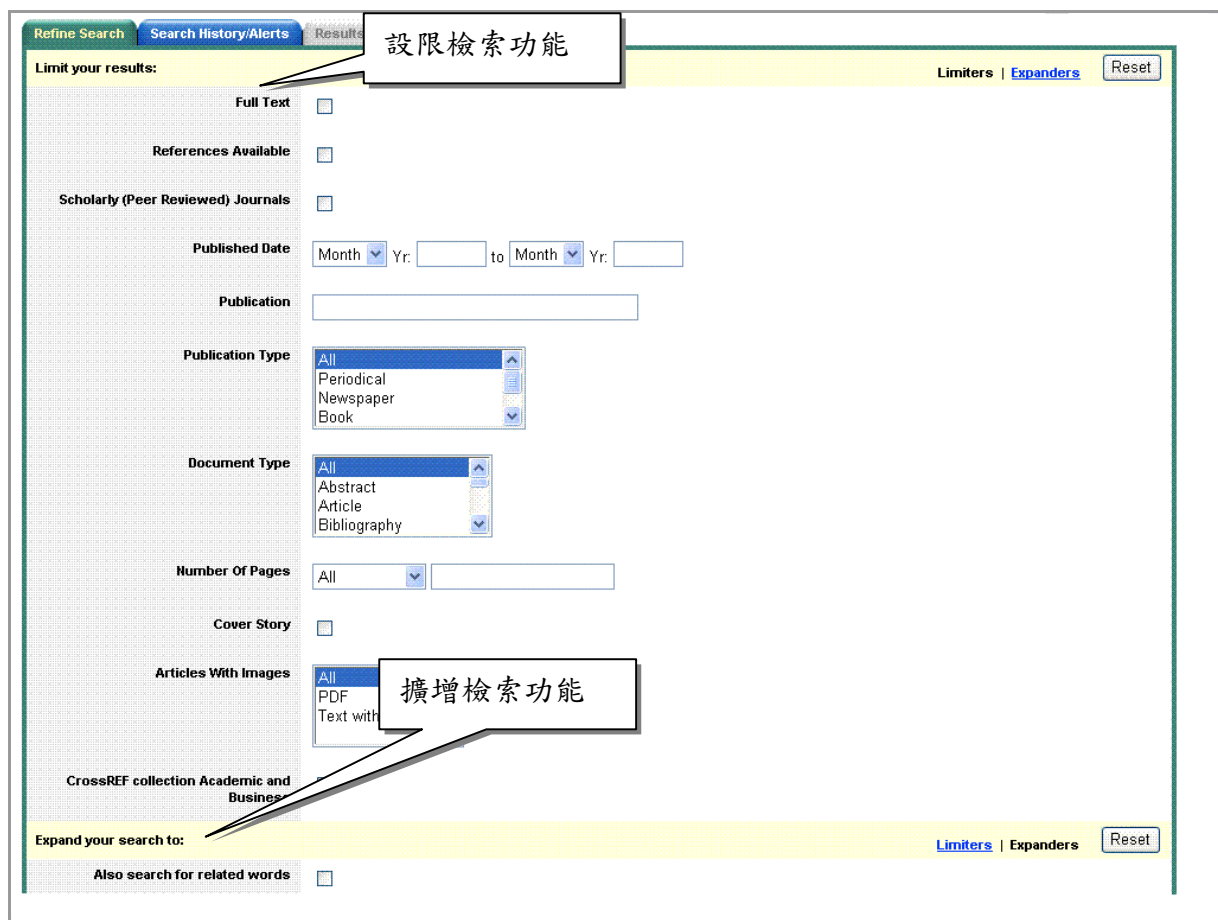
EBSCOhost 共可分為以下兩大類檢索方式：

1. **基本檢索 (Basic Search)**
 - 關鍵字檢索 (Keyword Search)
 - 主題性檢索 (Subject Search)
 - 期刊檢索 (Publication Search)
2. **進階檢索 (Subject Search)**
 - 關鍵字檢索 (Keyword Search)
 - 主題性檢索 (Subject Search)
 - 期刊檢索 (Publication Search)

* 兩大種類除關鍵字檢索功能不同外，主題性檢索與期刊檢索功能均相同。

◎ 基本檢索





設限與擴增值檢索方法選擇：

設限檢索功能(Limit your results):

可選擇限定為全文 (Full Text) 、出版品種類 (Publication Type)--其中含有期 (Periodical) 、報紙 (Newspaper) 、書籍 (Books) 、新聞電訊 (Newswire) 、謄本 (Transcript) 及政府文獻 (Government Document) 等；或侷限於某本刊物；或設定於某個時期；或僅要學術性 (peer reviewed) 期刊，以及出版品年限等。以上選項總稱為**設限詞 (Limiters)**。

擴增檢索功能(Expand your search to):

若您希望能連帶將同義字或單複數一同檢索，則請勾選 Also search for related words。(電腦是很機械性的，您若鍵入檢索詞“car”，它可不會納入“automobile”為檢索結果；或鍵入“educational policy”，它可不管“educational policies”。)此外，若您的檢索詞屬於偏僻或少見，您可勾選 Also search within the fulltext of the articles，它會進入每篇全文文章進行檢索，只要該篇文章有您所鍵入之檢索詞，就會被納入檢索結

果清單。”Include all search terms by default”表示下所鍵入之檢索詞系統會自動幫忙在詞與詞之間加入”and”布林邏輯。以上選項總稱為**擴增詞 (Expanders)**。

布林邏輯(Boolean Logic): “AND”, “OR”, “NOT”.

例如:

* travel **and** Europe :

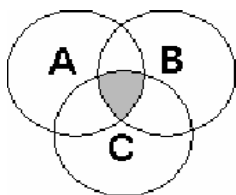
摘要或文章中一定要有 travel 和 Europe 這兩個關鍵字才會出現在檢索結果。

* university **or** college :

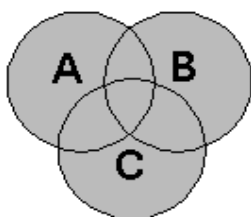
不論摘要或文章中有 university 或是 college 都會出現在檢索結果。

* television **not** cable :

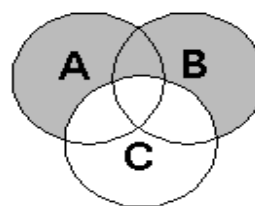
摘要或文章中有 television 但是沒有 cable 這個關鍵字才會出現在檢索結果。



I. Find A and B and C



II. Find A or B or C



III. Find A or B not C

註：“not”是個很好用的輔助詞，假設您要找關於亞洲地區以外對於女性運動選手性別歧視的相關資料，您可在檢索欄鍵入 gender bias and athletes or sportswoman not asia，檢索結果滿意度將可提高許多。

符號檢索概念 (Wildcard(?) and Truncation(*))

* Wildcard: (?)

對不確定的字可使用 “?” 來查詢，例如：鍵入 Re? d → 可找到 “read”, “Reid”, or “Reed”.

* Truncation: (*)

在關鍵字後面加上“*”可以找到不同意義的字，例如：鍵入 Walk* → 可找到“Walk”，“Walked”，“Walking”，or “Walkway”。

*Field Code:

可在檢索欄內直接鍵入 Field Code 如：“AU”，“TI”，“IS”以精簡檢索內容，例如：

au David → 找出的文章作者含 David。

is 00289000 → 找出編號 ISSN00289000 的文章。

*Range Operators:

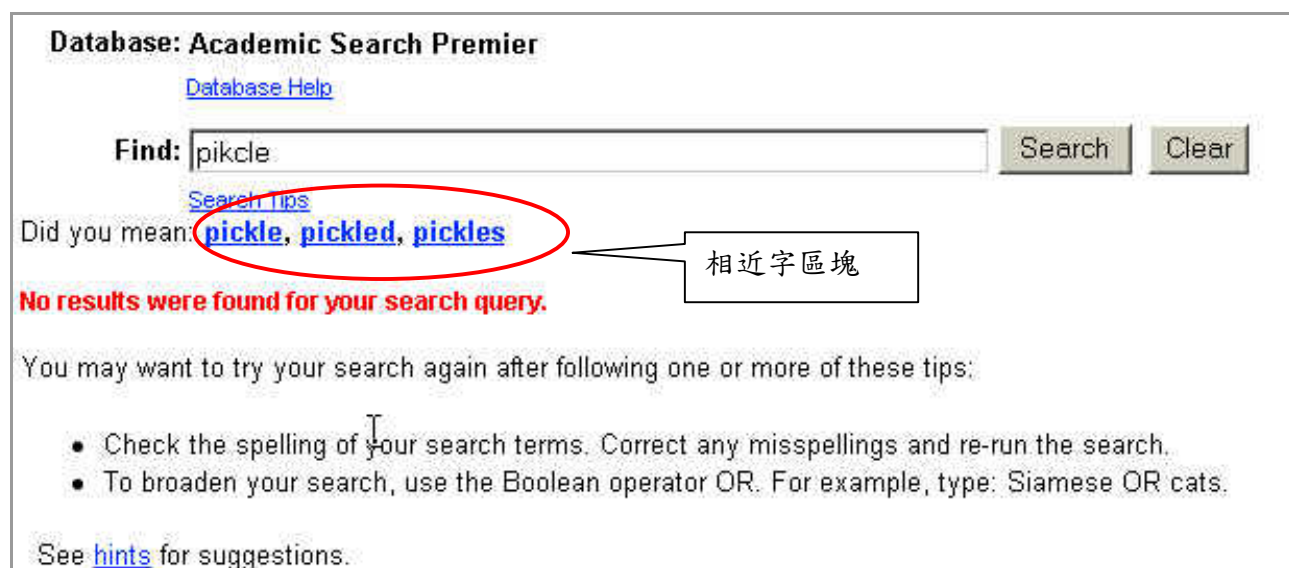
頁數之設定：“pg-“ or “-pg”。例如：鍵入 Money and pg-2 → 可找到有 Money 並少於 2 頁的文章；鍵入 internet and -pg5 → 可檢索出 internet 並多於 5 頁的文章。

*期間之設定:

例如：dt 9707-9708 → 可找到 97 年 7 月至 97 年 8 月發表的文章。

拼字檢查功能：

此版本提供了拼字檢查功能，供讀者檢閱其所鍵入之關鍵詞是否正確，若不正確時系統會自動顯示出與此關鍵詞相近之字詞。



The screenshot shows the search interface for the Academic Search Premier database. At the top, it says "Database: Academic Search Premier" with a link to "Database Help". Below that is a search box containing "pikcle" and buttons for "Search" and "Clear". Underneath the search box, it says "Did you mean: **pickle, pickled, pickles**". A red oval highlights these suggestions, and a callout box points to them with the text "相近字區塊". Below the suggestions, it says "No results were found for your search query." and provides search tips: "You may want to try your search again after following one or more of these tips:" followed by a list of tips: "Check the spelling of your search terms. Correct any misspellings and re-run the search." and "To broaden your search, use the Boolean operator OR. For example, type: Siamese OR cats." At the bottom, it says "See [hints](#) for suggestions."

◎進階檢索

進階檢索共分三種畫面可選擇，讀者可選擇：“Single Find Field”、“Field with a Search Builder”及“Guided Style Find Fields”為一提供“填入式”關及鍵詞檢索方法。此三種檢索功能端看管理者於管理介面下如何幫讀者選擇設定。進階檢索雖分三種檢索畫面，然其設限值與擴增值設定方面內容相同，均包含以下幾類：

- 設限值 (Limiters)：含設限全文 (full text)、期刊名稱 (Journal)、出版日期 (publication date)、較高學術水平 (Peer Reviewed)。
- 擴增值 (Expanders)：包含 related words and full text。
- 特殊設限值 (Special Limiters)：針對個別資料庫所設計之個別特殊設限值，如在 Number of Page 鍵入 10，表示檢索結果均為 10 頁以上之文章；如勾選 Cover Story，表示僅檢索具有深度報導之封面故事文章；而 Articles with Image 則有檢索影像版 (Full Page Image) 或文字檔加圖片 (Text with Graphics) 之設限功能。

The screenshot displays the 'Refine Search' interface with the following elements and callouts:

- Limit your results:** A section with a yellow header containing filters and a 'Reset' button.
- Full Text:** A checkbox with a callout: "較高學術水平期刊選取".
- References Available:** A checkbox.
- Scholarly (Peer Reviewed) Journals:** A checkbox.
- Published Date:** Fields for Month and Year with a callout: "設限超過此數字頁面之文章".
- Publication:** A text input field.
- Publication Type:** A dropdown menu with options: All, Periodical, Newspaper, Book.
- Document Type:** A dropdown menu with options: All, Abstract, Article, Bibliography.
- Number Of Pages:** A dropdown menu with a callout: "設限有須有圖檔之文章出現".
- Cover Story:** A checkbox with a callout: "封面故事".
- Articles With Images:** A dropdown menu with options: All, PDF, Text with Graphic.
- CrossREF collection Academic and Business:** A checkbox.
- Expand your search to:** A yellow section with a 'Reset' button.
- Also search for related words:** A checkbox with a callout: "擴增檢索功能".

進階檢索：Single Find Field



Database: [Academic Search Elite](#)


Find:

Show: [Field Codes](#) [Search Tips](#)

單一欄位檢索步驟：

1. 當在EBSCO eadmin管理介面下所設定之進階檢索畫面為"Single Find Field"時，系統會呈現上述畫面。
2. 在Find欄位裏鍵入關鍵文字。
3. 加入畫面下方之設限值與擴增值。
4. 按下"Search"鍵即可開始搜尋資料並找到相關文件。
5. 讀者亦可在欄位中直接加入布林邏輯運算式。Ex：natural selection **AND** Darwin

進階檢索：Single Find Field with a Search Builder



Database: [Academic Search Premier](#)

Find:

Add the following to your search:

Term(s): in using

[Search Tips](#)

Search Builder提供讀者可將關鍵詞彙、檢索欄位選項、布林邏輯運算式與任何一個出現在Find欄位中之任何關鍵詞結合在一起。其檢索範例步驟如下：

1. 在Find欄位中鍵入"Natural selection OR evolution"。
2. 在Term(s)欄位中鍵入"Darwin"
3. 在布林邏輯運算式中加入"And"然後按下"add to Search"鍵即可開始搜尋。

此搜尋步驟所呈現之結果包含了：**(natural selection OR evolution) and (darwin)**

進階檢索：Guided Style Find Fields

Find:	<input type="text"/>	in	Select a Field (optional)	▼	<input type="button" value="Search"/>	<input type="button" value="Clear"/>
	and ▼	<input type="text"/>	in	Select a Field (optional)	▼	
	and ▼	<input type="text"/>	in	Select a Field (optional)	▼	
		in	Academic Search Premier	▼	?	

為一提供“填入式”關及鍵詞檢索方法。例如除將布林邏輯自動列出外，亦提供許多欄位選項(AU-作者、TI-文章標題、SO-刊名、AB-索摘等)，

其檢索範例步驟如下：

1. 在Find欄位中鍵入欲查詢之關鍵詞。
2. 自右邊下拉式選單中選擇一搜尋範圍：如Author-作者等。
3. 選擇下方布林邏輯運算式。
4. 再下一個檢索欄位內鍵入另一個關鍵詞。
5. 再一次自右邊下拉式選單中選擇一搜尋範圍：如Subject-主題等。
6. 按下“Search”鍵開始搜尋。

◎ 視覺檢索

當您針對範圍廣泛的主題進行檢索時，視覺檢索將可提升您的檢索效率，傳回依主題編排的結果視覺對應表。

其檢索範例如下：

1. 點選“視覺檢索”選項，並在檢索欄位鍵入關鍵詞進行搜尋。
2. 視覺對應表會隨即出現，並列出「圓圈」、「方塊」。
3. 「圓圈」，代表結果的分類。分類中則可以包含子分類的圓圈。按一下圓圈（分類）即可搜索其內容
4. 「方塊」，代表文章的連結。按一下方塊即可將文章載入此窗格。

EBSCOhost Research Databases | Basic Search | Advanced Search | Visual Search | Choose Databases | New Search | Folder | Preferences | Help | Demonstration Customer

Sign In to My EBSCOhost | Keyword Indexes | Publications | Images | Subject Terms | Dictionary | Cited References | Language

Find: American history | Search | Clear

in Specific Database(s)

Show Filters | Zoom Back | Top Level | New to Visual Search? Take our tour.

EBSCOhost Visual Search

EBSCOhost Visual Search is easy to use.

Visual Search allows you to search efficiently across broad subjects, and then returns a visual map of results, organized by topic.

Enter a search term in the **Find** field above and click **Search**. A visual map is presented and contains:

- Circles, which represent categories of results. Categories can include subcategory circles. Click on a circle (category) to explore its contents.
- Squares, which represent links to articles. Click on a square to load the article into this pane.

To move back (or up) in the map, click outside of a circle or square. Click on **Top** to view the entire map.

Use the filters at the top of the map to limit or focus information by keyword, date, or publication name. See **Help** above for additional information.

EBSCOhost Research Databases | Basic Search | Advanced Search | Visual Search | Choose Databases | New Search | Folder | Preferences | Help | Demonstration Customer

Sign In to My EBSCOhost | Keyword Indexes | Publications | Images | Subject Terms | Dictionary | Cited References | Language

Find: American history | Search | Clear

in Specific Database(s)

Show Filters | Zoom Back | Top Level | New to Visual Search? Take our tour.

Print | E-mail | Save | Add to folder

View: Citation | PDF Full Text (119K)

Title: Schoolbook Nation: Conflicts over American History Textbooks from the Civil War to the Present.

Authors: Perrault, Anna H. ¹

Source: American Historical Review; Supplement Dec2005, Vol. 1: p1534-1534, 1/3p

Document Type: Book Review

Subject Terms: *BOOKS -- Reviews
*NONFICTION
UNITED States -- History

Book Nation: Conflicts over American History Textbooks from the Civil War to th

5. 可點選搜尋畫面中間左右鍵，選擇要以全螢幕檢視結果或以全螢幕檢視文件。
6. 若要移回（或上移至）對應表，請按一下圓圈或方塊的外部。按一下「頂層」則可檢視整份對應表。

7. 使用對應表頂端的篩選，可以依關鍵字、日期或出版品名稱限制或聚焦資訊。

◎ 刊名檢索

The screenshot shows the EBSCOhost Publications search interface. At the top, there are navigation tabs for 'Basic Search', 'Advanced Search', and 'Visual Search'. Below these, there are links for 'Sign In to My EBSCOhost', 'Keyword', 'Publications', 'Subject Terms', 'Dictionary', and 'Cited References'. The main search area is titled 'Database: Academic Search Premier Publications' and includes a 'Find:' search box with 'Search' and 'Clear' buttons. Below the search box, there is a 'Browse for:' section with three radio button options: 'Alphabetical' (selected), 'By Subject & Description', and 'Match Any Words'. A 'Browse' button is next to the 'Browse for:' text. Below the options, there is a navigation bar with 'Previous' and 'Next' buttons, and a row of letters from A to Z. Below the navigation bar, there is a 'Mark Items for Search' section with an 'Add' button. Three items are listed with checkboxes: 'AAC: Augmentative & Alternative Communication', 'AACN Clinical Issues: Advanced Practice in Acute & Critical Care', and 'AANA Journal'. Each item includes 'Bibliographic Records' information and a 'PDF Full Text' icon. Callouts point to various elements: '刊名檢索選項' points to the search tabs; '刊名 A-Z 排列' points to the A-Z navigation bar; '期刊主題類型' points to the 'By Subject & Description' option; '與檢索詞部分吻合' points to the 'Match Any Words' option; and '期刊名稱' points to the 'AANA Journal' entry.

1. 此檢索方法為EBSCOhost所提供的檢索類型之一，使用者可針對自己較經常個別期刊作資料檢索。
2. 期刊檢索共可分為“**Alphabetical**”、“**By Subject & Description**”和“**Match Any Words**”三種檢索模式。
 - **Alphabetical**-顯示所有所有期刊刊名會按照英文字母排列。
 - **By Subject & Description**-期刊主題類型檢索。例如:鍵入“education”，雖然刊名未出現“education”此文字，但期刊文章收錄主題與education有關者，接全數列出。
 - **Match Any words**-顯示所有包含所下之關鍵詞之所有期刊刊資訊如：“Education”則所有名稱包含“Education”的期刊全部都會顯示出來。
3. 直接點選刊名及會進入到下一個畫面。
4. 您可依照您的喜好挑選期刊的年卷期連結至全文。

Journal Alert

Enter information in the fields below. An e-mail notification will be sent each time a new issue is made available on EBSCOhost for the following journal: *Education*

Name	Education
Date Created	9/15/2006
Database	Academic Search Premier
Interface	EBSCOhost
Run Alert for	One Year <input type="button" value="v"/>
Alert Options	Alert results format <input checked="" type="radio"/> Brief <input type="radio"/> Detailed <input checked="" type="checkbox"/> limit EBSCOhost access to only the articles sent
E-mail Properties	<input checked="" type="radio"/> Email all alerts and notices <input type="radio"/> Email only creation notice <input type="radio"/> No e-mail (RSS only) E-mail Address (please separate e-mail addresses with a semicolon) <input type="text"/> Subject <input type="text"/> Title <input type="text" value="EBSCOhost Alert Notification"/> E-mail (From) address <input type="text" value="EPAAlerts@EPNET.COM"/>

EBSCO Research Databases

Basic Search | Advanced Search | Visual Search | Choose Databases | Select another EBSCO service

EP SALES

Sign In to My EBSCOhost | Keyword | Publications | Subject Terms | Cited References | Library Holdings | Indexes | Images | Language

Database: Academic Search Premier Publications

Publications

Previous Record | Next Record

Search within this publication | Journal Alert

Publication Details For "Education"

Title: Education

ISSN: 0013-1172

Publisher Information: Project Innovation, Inc.
PO Box 8508
Spring Hill Station
Mobile Alabama 36689-0826
United States of America

Bibliographic Records: 09/01/1969 to present

Full Text: 09/01/1969 to present

Link to this Publication: <http://search.ebscohost.com/login.aspx?direct=true&db=aph&jid=EDU&site=ehost-live>

Publication Type: Academic Journal

Subjects: Education; Sociology; Sociology & Social Work

Description: Original investigations and theoretical papers dealing with worthwhile innovations in learning, teaching and education at all levels and in every area of education and learning.

Frequency: 4

Peer Reviewed: Yes

Notes: Please see the Reference Desk

All Issues

- + 2006
- + 2005
- + 2004
- + 2003
- + 2002
- + 2001
- + 2000
- + 1999
- + 1998
- + 1997
- + 1996
- + 1995
- + 1994
- + 1993
- + 1992
- + 1991
- + 1990
- + 1989
- + 1988
- + 1987
- + 1986
- + 1985
- + 1984
- + 1983
- + 1982
- + 1981
- + 1980
- + 1979
- + 1978
- + 1977
- + 1976

期刊自動通知設定

『期刊自動通知設定』係指：因資料庫收錄之期刊內容通常為每個月更新一次，若讀者在系統內設定此服務功能，即可不需聯結至資料庫檢索，每月即可自email信件中自動收迄由系統所發送之期刊新增文章之自動通知，讀者僅需直接點選email信件中之連結，即可直接連結至文章本身。關於其設定功能如下所示：

1. 承上一頁期刊檢索畫面，點選畫面右上角"Journal Alert"之連結。
2. 若未曾設定"My EBSCOhost"帳號之讀者請檢視使用手冊內"My EBSCOhost"帳號之設定。設定帳號者，請在"My EBSCOhost"帳號內輸入自我專屬之帳號內容，接著按下Login鍵，接著將出現下列畫面。

Journal Alert Folder has items.

Enter information in the fields below. An e-mail notification will be sent each time a new issue is made available on EBSCOhost for the following journal: *Education*

Name	Education
Date Created	9/15/2006
Database	Academic Search Premier
Interface	EBSCOhost
Run Alert for	One Year
Alert Options	Alert results format <input checked="" type="radio"/> Brief <input type="radio"/> Detailed <input checked="" type="checkbox"/> limit EBSCOhost access to only the articles sent
E-mail Properties	<input checked="" type="radio"/> Email all alerts and notices <input type="radio"/> Email only creation notice <input type="radio"/> No e-mail (RSS only)
	E-mail Address (please separate e-mail addresses with a semicolon)
	Subject
	Title EBSCOhost Alert Notification
	E-mail (From) address EPAAlerts@EPNET.COM

執行時間設定

期刊自動通知方式設定 (Email or RSS)

主題設定

3. “Run Alert For”指“自動通知時間設定”，包含一個月執行一次（預設值）、兩個月、六個月、一年等。
4. 個人email設定請務必設定，以便系統將來傳遞訊息之用途，若欲輸入多筆紀錄時，請在各帳號間加上”；”號。
5. “Subject”欄位內設定將來mail收迄之標題。
6. 選取 email 收取之格式（純文字或是 html 格式）。
7. 選擇您所收取之 email 是否欲包含期刊目次資料（Table of contents）之連結或直接連接至個別文章之連結。
8. 當您完成上述步驟之後按下”Save”鍵，您將會回到期刊檢索畫面上，在”Journal Alert”功能下方將會出現”Alert has been set up”的紅色提示字樣，即代表此設定以設定完畢，並自動加入My EBSCOhost個人文件夾中。

[Back](#)

Publications

Folder has items.

[Previous Record](#) | [Next Record](#)

[Search within this publication](#) | [Journal Alert](#)

✓ Journal Alert Set

Publication Details For "Education"

Title: Education
ISSN: 0013-1172
Publisher Information: Project Innovation, Inc.
 PO Box 8508
 Spring Hill Station
 Mobile, Alabama 36689-0826
 United States of America
Bibliographic Records: 09/01/1969 to present
Full Text: [09/01/1969 to present](#)
Link to this Publication: <http://search.ebscohost.com/login.aspx?direct=true&db=aph&jid=EDU&site=ehost-live>
Publication Type: Academic Journal
Subjects: Education; Sociology; Sociology & Social Work
Description: Original investigations and theoretical papers dealing with worthwhile innovations in learning, teaching and education at all levels and in every area of education and learning.
Frequency: 4
Peer Reviewed: Yes
Notes: Please see the Reference Desk

All Issues

- [+ 2006](#)
- [+ 2005](#)
- [+ 2004](#)
- [+ 2003](#)
- [+ 2002](#)
- [+ 2001](#)
- [+ 2000](#)
- [+ 1999](#)
- [+ 1998](#)
- [+ 1997](#)
- [+ 1996](#)
- [+ 1995](#)
- [+ 1994](#)
- [+ 1993](#)
- [+ 1992](#)
- [+ 1991](#)
- [+ 1990](#)
- [+ 1989](#)
- [+ 1988](#)
- [+ 1987](#)
- [+ 1986](#)
- [+ 1985](#)
- [+ 1984](#)
- [+ 1983](#)
- [+ 1982](#)
- [+ 1981](#)
- [+ 1980](#)
- [+ 1979](#)

Your alert has been created

Alert Name:	Education
Database:	Academic Search Premier
Duration:	Year
Search Strategy:	JN "Education"
Frequency:	Daily
Syndicated Feed:	http://rss.epnet.com/AlertSyndicationService/Syndication.aspx/GetFeed?guid=757375

RSS 網頁匯集器

◎主題詞彙檢索

主題詞彙檢索

The screenshot shows the EBSCO Academic Search Premier interface. At the top, there are navigation tabs for 'Basic Search', 'Advanced Search', 'Visual Search', and 'Browse'. The 'Browse' tab is selected. Below the search bar, there are options for 'Term Begins With', 'Term Contains', and 'Relevancy Ranked'. The 'Term Begins With' option is selected. The search results are displayed in a list format, with each item starting with a checkbox and a term. Callouts point to various elements: '依檢索詞開頭字母一致' points to the 'Term Begins With' radio button; '內容包括檢索詞' points to the search results list; '與檢索詞相關' points to the 'Relevancy Ranked' radio button; and '檢索欄位' points to the search bar.

Database: Academic Search Premier

Find: Search Clear

Subjects Places People

Page: [Previous](#) | [Next](#) Browse for: Browse

Term Begins With Term Contains Relevancy Ranked

Explosive

依檢索詞開頭字母一致

內容包括檢索詞

與檢索詞相關

Folder is empty

The screenshot shows the EBSCO Academic Search Premier interface with the search term 'Lung cancer' entered in the 'Browse for' field. The 'Term Begins With' option is selected. The search results are displayed in a list format, with each item starting with a checkbox and a term. Callouts point to various elements: '依檢索詞開頭字母一致' points to the 'Term Begins With' radio button; '內容包括檢索詞' points to the search results list; '與檢索詞相關' points to the 'Relevancy Ranked' radio button; and '檢索欄位' points to the search bar.

Subjects Places People

Page: [Previous](#) | [Next](#) Browse for: Lung cancer Browse

Term Begins With Term Contains Relevancy Ranked

Select term, then add to search using: or Add Explosive

(Click term to display details.)

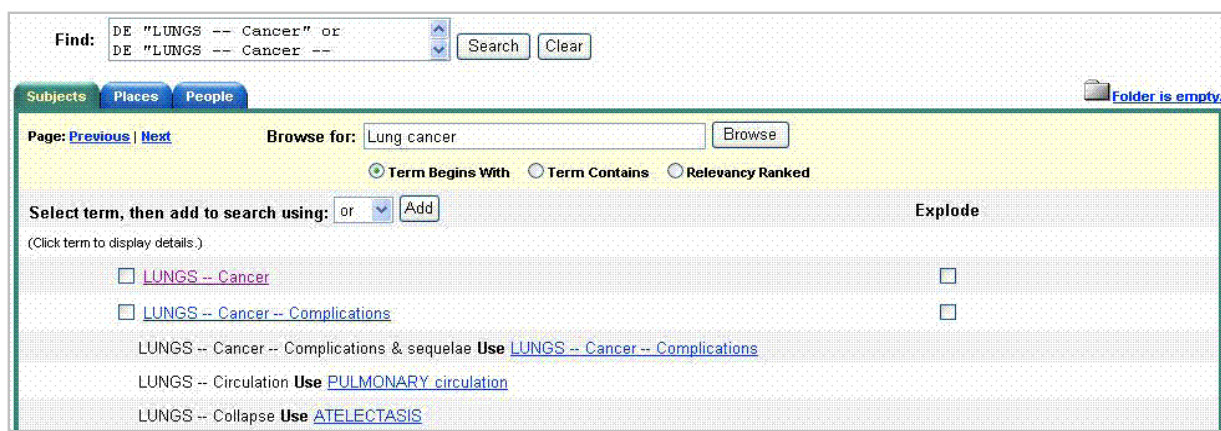
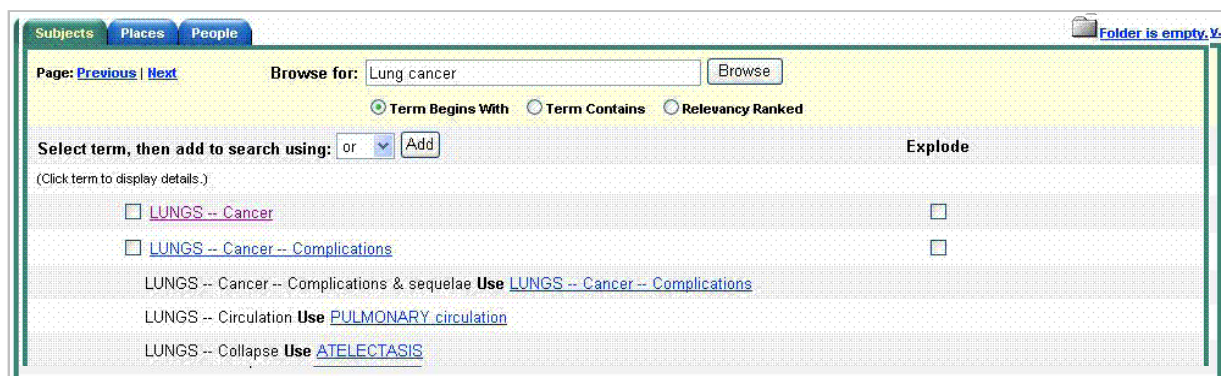
依檢索詞開頭字母一致

內容包括檢索詞

與檢索詞相關

Folder is empty

1. 挑選檢索主題後使用者可於”Browse For”檢索欄位內鍵入關鍵詞，如鍵入：Lung cancer。
2. 選擇”Term Begin with”或”Term Contains”或”Relevancy Ranked”做排列順序依據。
3. 按下”Browse”即可得到搜尋結果。
4. 所得到的結果文章會依不同出版品排列，例如：報紙類參考文獻（newspaper references）、期刊參考文獻（periodical references）亦或是評論類參考文獻（review references）等。
5. 有些紀錄通常還可以再向下追蹤至更細部的資料，如圖第一筆紀錄：”Use:Lungs Cancer”，當您點此連結時，系統便會呈現如下所示之畫面，似樹狀結構方式向下檢索至更深入並符合您主題的文章。



6. 當您點選所提任何一類參考文獻紀錄時，即可連結至檢索結果列表中，系統並會自動將方才所下檢索規則，自動帶入”Browse for”欄位中。（如下圖Find欄位所示）

The screenshot shows the EBSCOhost search results page. At the top, the search criteria are: "Find: DE 'LUNGS -- Cancer' or DE 'LUNGS -- Cancer' in Select a Field (optional)". Below this, there are options to refine the search by subject. The results are sorted by Date, and the first result is a Phase III trial of biweekly docetaxel and cisplatin with concurrent thoracic radiation for stage III non-small-cell lung cancer. The citation includes authors like Iwasaki, Yoshinobu, Ohsugi, Shuji, Natsuhara, Atsushi, etc., and a DOI: 10.1007/s00280-006-0220-y.

◎參考文獻檢索

EBSCOhost目前提供Academic Search Premier、Business Source Premier、PsycINFO、PsycBOOKS及SocINDEX等資料庫使用此檢索功能。檢索步驟如下所示：

1. 點選延伸標籤中"Cited Reference"之功能鍵，"Cited Reference"之功能選項將顯示出來。
2. 在Author、Title、Source、Year或是All各檢索欄位內鍵入關鍵詞彙，接著按下"Search"鍵。

The screenshot shows the 'Cited References' search interface on EBSCOhost. A callout box labeled '參考文獻檢索' points to the 'Cited References' tab. The interface includes fields for 'Cited Author', 'Cited Title', 'Cited Source', and 'Cited Year', along with an 'All Citation Fields' field and a 'Search' button. The database selected is 'Academic Search Premier'.

參考文獻檢索結果如下圖所示，其主要目的即表示在每篇文章作者再撰寫之時會參考其他之文獻，通常在文章最後部份會成列出相關參考文獻之紀錄，此功能之提供可使讀者除了閱讀作者本身之文章外，亦可檢索出此篇文章相關參考文獻之連結網址，方便讀者一次即可瀏覽完所有相關文獻紀錄。

EBSCO Research Databases [New Search](#) | [Folder](#) | [Preferences](#) | [Help](#)
 Demonstration Customer

Basic Search | **Advanced Search** | Visual Search | Choose Databases

Sign In to My EBSCOhost | [Keyword](#) | [Publications](#) | [Subject Terms](#) | [Dictionary](#) | [Cited References](#) | [Language](#)

Indexes | Images

Results for: Schacter, Daniel AND Full Text, References Available [Add search to folder](#) [Display link to search](#)

Find: Search Clear [?](#)
 in [Folder is empty](#)

Limiters set

[Refine Search](#) | [Search History/Alerts](#) | **Results** | To store items added to the folder for a future session, [Sign In to My EBSCOhost](#)

1-9 of 9 Page: 1 Sort by: [Add \(1-9\)](#)

See: [All Results](#) [Academic Journals](#)

Narrow Results by Subject		
MEMORY	1. fMRI Evidence for the Role of Recollection in Suppressing Misattribution Errors: The Illusory Truth Effect . By: Mitchell, Jason P.; Dodson, Chad S.; Schacter, Daniel L. Journal of Cognitive Neuroscience, May2005, Vol. 17 Issue 5, p800-810, 11p; DOI: 10.1162/0898929053747595; (AN 16875124)	Add
FRONTAL lobes		
PREFRONTAL cortex		
FALSE memory syndrome	2. Dissociating Confidence and Accuracy: Functional Magnetic Resonance Imaging Shows Origins of the Subjective Memory Experience . By: Chua, Elizabeth F.; Rand-Giovannetti, Erin; Schacter, Daniel L. ; Albert, Marilyn S.; Sperling, Reisa A. Journal of Cognitive Neuroscience, Sep2004, Vol. 16 Issue 7, p1131-1142, 12p; DOI: 10.1162/0898929041920568; (AN 14492124)	Add
RECOGNITION (Psychology)		
RECOLLECTION (Psychology)		
COGNITION		
PSYCHOLOGY	3. Electrophysiological Dissociation of Picture Versus Word Encoding: The Distinctiveness Heuristic as a Retrieval Orientation . By: Budson, Andrew F.; Droller, Daniel B. J. ; Dodson, Chad S.; Schacter, Daniel L. ; Rugg, Michael D.; Holcomb, Philip J.; Daffner, Kirk R. Journal of Cognitive Neuroscience, Aug2005, Vol. 17 Issue 8, p1181-1193, 13p; (AN 18271614)	Add
CEREBRAL cortex		

EBSCO Research Databases [New Search](#) | [Folder](#) | [Preferences](#) | [Help](#)
 Demonstration Customer

Basic Search | **Advanced Search** | Visual Search | Choose Databases

Sign In to My EBSCOhost | [Keyword](#) | [Publications](#) | [Thesaurus](#) | [Dictionary](#) | [Cited References](#) | [Language](#)

Indexes | Images

Cited References for: [Dissociating Confidence and Accuracy: Functional Magnetic Resonance Imaging Shows Origins of the Subjective Memory Experience](#)

[Original Results](#) [Folder is empty](#)

Cited References | [Related Records](#) | To store items added to the folder for a future session, [Sign In to My EBSCOhost](#)

1-10 of 53 Page: 1 [2](#) [3](#) [4](#) [5](#) [Next](#) [Add \(1-10\)](#)

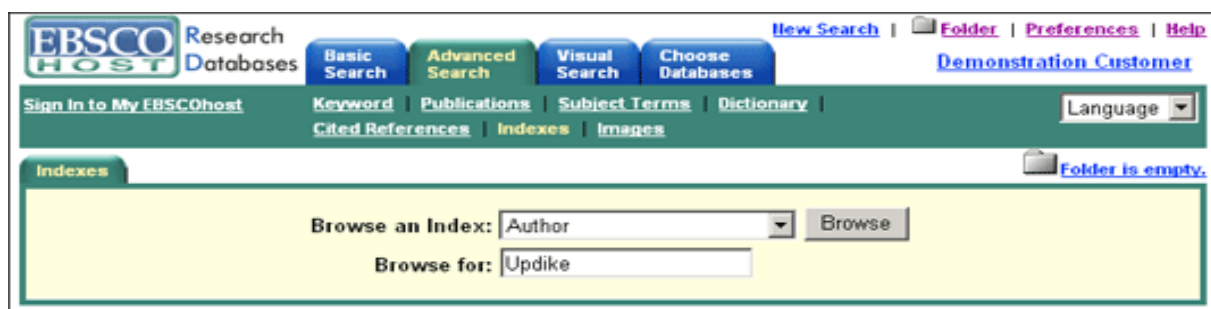
To view records related to the article shown above, mark checkboxes and click [Related Records](#).

Related Records

<input type="checkbox"/>	1. Depth of processing effects on neural correlates of memory encoding: Relationship between findings from across- and within-task comparisons; Otten, L. J.; Henson, R. N.; Rugg, M. D. Brain; 2001 Vol. 124, p399-412, 14p. Document Type: Article Citation; (AN B.ABD.CII.OTTEN.DPENCM) [Citation Record] Times Cited in this Database(10)	Add
<input type="checkbox"/>	2. Frontal lobes and human memory: Insights from functional neuroimaging; Fletcher, P. C.; Henson, R. N. Brain; 2001 Vol. 124, p849-881, 33p. Document Type: Article Citation; (AN B.ABD.HDI.FLETCHER.FLHMIF) [Citation Record] Times Cited in this Database(25)	Add
<input type="checkbox"/>	3. Two functional components of the hippocampal memory system; Eichenbaum, H.; Otto, T.; Cohen, N. J. Behavioral and Brain Sciences; 1994 Vol. 17, p449-518, 70p. Document Type: Article Citation; (AN BBS.AG.DDI.EICHENBAUM.TFCHMS) [Citation Record] Times Cited in this Database(7)	Add

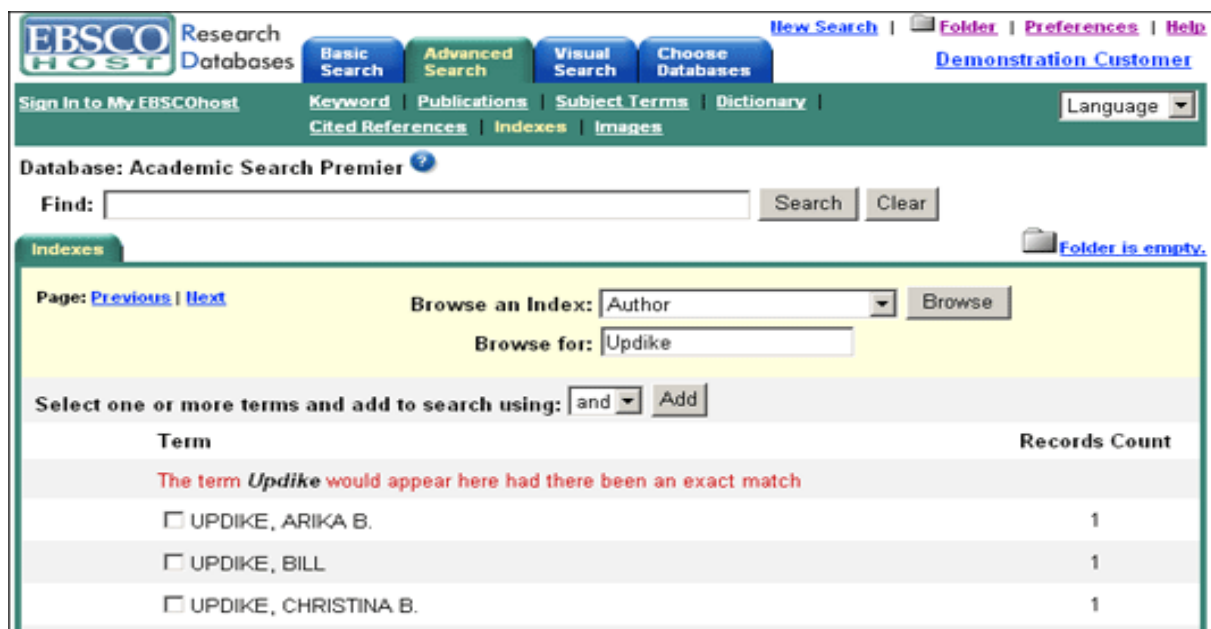
◎索引檢索

點選”延伸標籤”內容中之”Index”標籤，即可進入索引檢索功能，其畫面如下所示：



個別資料庫您可查詢其所屬之個別索引主題選項，索引內容包含某可檢索引資料之特定領域。檢索步驟如下所示：

1. 點選延伸標籤中”Indexes”之功能選項。
2. 依據其下拉式選單選擇欲查詢之領域，如:”Publication & Document Type”出版品與文章類型。
3. 鍵入欲查詢之關鍵詞彙於”Browse for Field”欄位中。
4. 點選”Browse”鑑將您搜尋出來的檢索結果依字母順序列出。



Term	Records Count
The term <i>Updike</i> would appear here had there been an exact match	
<input type="checkbox"/> UPDIKE, ARIKA B.	1
<input type="checkbox"/> UPDIKE, BILL	1
<input type="checkbox"/> UPDIKE, CHRISTINA B.	1

5. 點選您所要選擇關鍵詞旁邊之方框。可重複2-4之步驟增加更多的選項於Browse for field中。
6. 點選”Search”檢視您的查詢結果。

◎ 圖片檢索

Image Collections 為一彩色照片圖檔資料庫，是由 Archive Photos、Canadaian Press 及 MapQuest 兩家公司提供之 115,000 多筆彩色照片圖檔，供使用者下載使用。

The screenshot displays the EBSCOhost interface for searching image collections. The search term 'Martin Luther King' is entered in the search box. A callout box points to the 'Images' tab in the navigation menu, labeled '圖片檢索選項'. Another callout box points to the 'Image Type' filter section, labeled '檢索圖片之類型分類：可依人物、自然科學、風景、歷史資料、地圖集或是旗幟檢索圖片。'. The 'Image Type' section includes checkboxes for 'All', 'Photos of people', 'Natural', and 'Photos of places'. The 'Photos of people' checkbox is checked. Below the search interface, the results page is shown, displaying two search results for 'Martin Luther King' with thumbnail images and descriptive text. The first result is dated '7 JUNE 1999' and the second is dated '10th December 1964'. Both results include a location and a source attribution.

EBSCOhost Research Databases

Basic Search | Advanced Search | Visual Search | Choose Databases

Sign In to My EBSCOhost | Keyword | Publications | Subject Terms | Dictionary | Language

Cited References | Indexes | Images

Find: Martin Luther King in Image Collection

Search | Clear

Folder is empty.

Refine Search | Search History/Alerts

Limit your results: Limiters | Expanders | Reset

Image Type

- All
- Photos of people
- Natural
- Photos of places

Photos of people

檢索圖片之類型分類：可依人物、自然科學、風景、歷史資料、地圖集或是旗幟檢索圖片。

EBSCOhost Research Databases

Basic Search | Advanced Search | Visual Search | Choose Databases

Sign In to My EBSCOhost | Keyword | Publications | Subject Terms | Dictionary | Cited References | Language

Indexes | Images

Results for: Martin Luther King | Add search to folder | Display link to search

Find: Martin Luther King in Specific Database(s)

Search | Clear

Folder is empty.

To store items added to the folder for a future session, Sign In to My EBSCOhost.

Refine Search | Search History/Alerts | Results

1-10 of 114 Page: 1 2 3 4 5 Next Sort by: Relevance Add (1-10)

1.		CON99060704 - 7 JUNE 1999 - CONCORD, NEW HAMPSHIRE, USA: New Hampshire Governor Jeanne Shaheen, left, applauds Martin Luther King III, son of slain civil rights leader Martin Luther King Jr., after he gave a brief speech about New Hampshire signing into law the Martin Luther King Jr. holiday that is already law in all other states in the United States. King was at the ceremony at the statehouse in Concord representing the King family. wy/lkm/Lee K. Marriner UPI Location: CONCORD State: NEW HAMPSHIRE USA © UPI	Add
2.		"10th December 1964: American civil rights leader Martin Luther King (1929 - 1968) (left) receives the Nobel Prize for Peace from Gunnar Jahn, president of the Nobel Prize Committee, in Oslo. (Photo by Keystone/Getty Images)" Location: Oslo Norway © Getty Images	Add

檢索結果列表


往下一頁





5C 表 5 張 color picture

The screenshot shows a search results page with the following callouts:

- 檢視結果**: Points to the search results list.
- FULL Text 全文格式**: Points to the 'HTML Full Text' link for the first result.
- 紀錄編號**: Points to the result number '1'.
- PDF 全文格式案**: Points to the 'PDF Full Text (154K)' link for the eighth result.
- 文件夾**: Points to the 'Add' folder icon for the eighth result.
- 整合圖書 服務連結**: Points to the 'HTML Full Text' link.
- 文章 標題**: Points to the article title.
- 作者 名稱**: Points to the author name.
- 期刊 名稱**: Points to the journal title.
- 出版 日期**: Points to the publication date.
- 卷期 顯示**: Points to the volume and issue information.
- 起始 頁數**: Points to the starting page number.
- 占總 頁數**: Points to the total page count.

在檢所結果視窗裡，您可查閱到以下相關資訊：

- 使用者所選擇的資料庫名稱及檢索關鍵詞。
- 檢索結果一次一頁顯示10筆記錄（您可至Options檢索方法修改您所需的紀錄筆數，如20、30、40、50筆均可任意設定），並可跳閱至您喜好的指定頁面。
- 畫面會顯示所搜尋結果總數，系統預設值通常為1筆。
- 點選 ，您可以選擇特定某筆資料收錄製自己專屬的文件夾當中進行列印及傳送的功能。
- 檢視結果畫面並會顯示文章標題、作者、期刊名稱、出版日期、年卷期、起始頁面、包含整篇文章的頁面數量及是否有圖示檔等相關訊息。

-  **PDF Full Text** – 此為 PDF 全文檔案格式。（注意：使用者必須下載並安裝Adobe Acrobat Reader方開閱讀此類型檔案格式。若未安裝此類型文件格式將不會出現在檢索結果畫面上。
-  **HTML Full Text** –由電腦ASCII格式編輯而成的文件檔案格式，如一般副檔名為TXT的文件格式，與**XML Full Text**格式所結合成。**XML Full Text**格式為一種有別於一般HTML新的網頁撰寫技術，文章的文句排列比較精美，畫面左邊會有如段落目錄供讀者閱讀。使用者亦可以選擇其“友善列印”（Format to Print）將文章依A4紙張格式列印出來。（注意：使用者必須使用IE 5.0以上或Netscape 6.0以上版本之瀏覽器方可閱讀此類型之文章。）
-  此符號表示HTML格式文件中還包含黑白、彩色圖片或是圖表等資訊。
-  **Linked Full Text** -此連結表示若在此資料庫內期刊並不提供全文的文章，但若在其他全文資料庫抑或是電子期刊資源可以提供全文連結時，即會顯示出此連結，如SmartLinking與Crossref連結。
- **References**-指除了搜尋出相關全文文章之外，亦可一並將作者傳寫此文章時所參考之參考文獻全部聯結顯示出來，提供讀者可以一次將所有相關資料全數列出。
- **Time Cited**-指此文章被其他文章索引用之次數。
- 當您由所提供之文章標題點選連結時，讀者將可閱讀到文章之引言及全文文章部分。
- 此外，若於資料庫中未能檢索到相關全文檔案，系統亦提供整合圖書服務連結功能，可連結到如：學校館藏目錄、電子期刊聯合目錄、全國西文期刊聯合目錄等，找到目前存在學校書架上的全文期刊位址。
- 在”Sort by”功能部分，您點選下拉是選單依照檢索結果之時間、來源、作者、及相關程度來排列。對於某些特定的資料庫，其檢索結果亦可依照不同的來源來分類，如”Business Source Premier”其檢索結果又可分為依”學術期刊”、”專題論文”、”雜誌”、”國家經濟產業報告”等不同查詢結果來篩選圖者所需的文章類型。
- 誠如先前所介紹，在EBSCOhost系統中檢索結果目前並提供”References”參考文獻的連結查詢功能，亦即當讀者查尋獲得結果時，在文章資訊中並會提供該篇文章的參考文獻紀錄連結，讀者可點選此連結，並可直接連結至作者所參考之該篇文章的所有參考文獻紀錄。如下列範例所示：

Limiters set

Refine Search Search History/Alerts Results

To store items added to the folder for a future session, [Sign In to My EBSCOhost](#).

1-20 of 33893 Page: 1 2 3 4 5 Next Sort by: Date Add (1-20)

See: All Results Academic Journals Magazines Company Profiles Product Reviews

Narrow Results by Subject

- [BUSINESS enterprises](#)
- [BUSINESS communication](#)
- [UNITED States](#)
- [RESEARCH](#)
- [BUSINESS writing](#)
- [MANAGEMENT](#)
- [STRATEGIC alliances \(Business\)](#)
- [BUSINESS education](#)
- [ELECTRONIC commerce](#)
- [BUSINESS](#)

1. [A model for warehouse layout](#). By: Roodbergen, Kees Jan; Vis, Iris F. A.. IIE Transactions, Oct2006, Vol. 38 Issue 10, p799-811, 13p, 4 charts, 2 diagrams, 1 graph; DOI: 10.1080/07408170500494566; (AN 21894826) [Add](#)
Cited References (18)
[PDF Full Text \(246K\)](#)
2. [Choosing the appropriate capacity for a make-to-forecast production environment using a Markov analysis approach](#). By: Akinc, Umit; Meredith, Jack. IIE Transactions, Oct2006, Vol. 38 Issue 10, p847-858, 12p, 5 charts, 2 diagrams, 5 graphs; DOI: 10.1080/07408170600750040; (AN 21894830) [Add](#)
Cited References (11)
[PDF Full Text \(258K\)](#)
3. [Relationship Marketing and Partnerships in Not-for-Profit Sport in Australia](#). Sport Marketing Quarterly, 2006, Vol. 15 Issue 3, p167-180, 14p; (AN 22251547) [Add](#)
[PDF Full Text \(6.6MB\)](#)
4. ["Dawg Pound" decision provides guidance for fan group-related trademarks](#). Sport Marketing Quarterly, 2006, Vol. 15 Issue 3, p181-183, 3p; (AN 22251548) [Add](#)
[PDF Full Text \(310K\)](#)

Cited References Related Records

To store items added to the folder for a future session, [Sign In to My EBSCOhost](#).

1-18 of 18 Page: 1 Add (1-18)

To view records related to the article shown above, mark checkboxes and click [Related Records](#).

1. [Internal layout design of a warehouse](#); Bassan, Y.; Roll, Y.; Rosenblatt, M.J. AIIE Transactions; 1980 Vol. 12 Issue 4, p317-322, 6p. Document Type: Article Citation; (AN AT.AB.CAG.BASSAN.I/DW) [Citation Record]
Times Cited in this Database(4)
[全國西文期刊聯合目錄](#) [Add](#)

2. [Routing policies and COI-based storage policies in picker-to-part systems](#); Caron, F.; Marchet, G.; Perego, A. International Journal of Production Research; 1998 Vol. 36 Issue 3, p713-732, 20p. Document Type: Article Citation; (AN IJPR.CF.GAC.CARON.RPCSPP) [Citation Record]
Times Cited in this Database(4)
[PDF Full Text](#) [Add](#)

3. [Travel time analysis for general item location assignment in a rectangular warehouse](#); Chew, E.P.; Tang, L.C. European Journal of Operational Research; 1999 Vol. 112 Issue 3, p582-597, 16p. Document Type: Article Citation; (AN EJOR.AAB.EHB.CHEW.TTAG/L) [Citation Record]
Times Cited in this Database(3)
[全國西文期刊聯合目錄](#) [Add](#)

- 當讀者點選圖一之 Reference 連結時，即可出現如圖二之畫面，若有全文可以提供連結，EBSCOhost 系統會自動將 Smartlink 功能做一連結顯示出全文；若無全文，系統則會自動顯示出“館藏連結”、“CONCERT 電子期刊連結”、“全國西文期刊聯合目錄”等連結，使得讀者可直接提出申請館際合作的機制。
- 您若點選圖二每一筆參考文獻紀錄前之方框（不論一筆或是多筆記錄），然後按下上方“Related Records”鍵時，系統將按照讀者所點選的紀錄來彙整比對按照相關程度的結果挑選出符合讀者需求的結果來。（如下圖所示）

Cited References Related Records To store items added to the folder for a future session, [Sign In to My EBSCOhost](#).

1.4 of 4 Page: 1 [Add \(1-4\)](#)

These records are related to the article shown above and are sorted by relevance, based on the greatest number of shared references.

1. [Improving order - picking performance through the implementation of aisle-based storage](#). By: Petersen, Charles G.; Aase, Gerald R.; Heiser, Daniel R.. International Journal of Physical Distribution & Logistics Management, 2004, Vol. 34 Issue 7, p534-544, 11p; DOI: 10.1108/09600030410552230; (AN 14882792)
[Cited References \(27\)](#) [Times Cited in this Database\(1\)](#)
[CONCERT電子期刊聯合目錄](#) [全國西文期刊聯合目錄](#) [Add](#)
2. [Product location, allocation and server home base location for an order picking line with multiple servers](#). By: Jewkes, Elizabeth; Lee, Chulung; Vickson, Ray. Computers & Operations Research, Apr2004, Vol. 31 Issue 4, p623, 14p; DOI: 10.1016/S0305-0548(03)00035-2; (AN 11250663)
[Cited References \(37\)](#) [Times Cited in this Database\(1\)](#)
[CONCERT電子期刊聯合目錄](#) [全國西文期刊聯合目錄](#) [Add](#)
3. [Optimal layout in low-level picker-to-part systems](#). By: Caron, Franco; Marchet, Gino; Perego, Alessandro. International Journal of Production Research, 01/10/2000, Vol. 38 Issue 1, p101-117, 17p; DOI: 10.1080/002075400189608; (AN 3816344)
[Cited References \(20\)](#) [Times Cited in this Database\(2\)](#)
[PDF Full Text \(430K\)](#) [Add](#)
4. [A model for warehouse layout](#). By: Roodbergen, Kees Jan; Vis, Iris F. A.. IIE Transactions, Oct2006, Vol. 38 Issue 10, p799-811, 13p, 4 charts, 2 diagrams, 1 graph; DOI: 10.1080/07406170500494566; (AN 21894826)
[Cited References \(18\)](#)
[PDF Full Text \(246K\)](#) [Add](#)

1.4 of 4 Page: 1 [Add \(1-4\)](#)

◎全文格式

EBSCOhost 提供兩種全文格式：PDF Full Text 及 HTML Full Text 兩種格式。

文章引用語特色

EBSCO Research Databases [New Search](#) | [Folder](#) | [Preferences](#) | [Help](#)

Basic Search Advanced Search Visual Search Choose Databases Select another EBSCO service

Sign In to My EBSCOhost Keyword Publications Company Profiles Thesaurus Cited References Library Holdings Indexes Language

2 of 9 [Result List](#) [Refine Search](#) [Print](#) [E-mail](#) [Save](#) [Add to folder](#)

View: [PDF Full Text \(85K\)](#) [HTML Full Text](#) [Citation](#) [Cited References\(29\)](#) [Find More Like This](#)

Title: **REACH AND GRASP**

Authors: [King, John Leslie¹](#) jking@umich.edu [Lyytinen, Kalle²](#) kalle@cwru.edu **期刊作者聯絡方式**

Source: [MIS Quarterly](#), Dec2004, Vol. 28 Issue 4, p539-551, 13p

Document Type: Article

Subject Terms: [*INFORMATION technology](#)
[*MANAGEMENT information systems](#)
[*INFORMATION resources management](#)
[INFORMATION society](#)
[UNIVERSITIES & colleges -- Curricula](#)
[Study & teaching](#)

Author-Supplied Keywords: [identity](#)
[legitimacy](#)
[theoretic core](#)
[discipline](#)
[disciplinary](#)
[academic politics](#)
[Information Systems](#)

NAICS/Industry Codes: [611310](#) Colleges, Universities, and Professional Schools

- Result List-係指點選此連結，讀者可逕自返回至檢索結果列表中。
- Refine Search-係指點選此連結，讀者可重新定義”設限值”與”擴增值”設定。
- 資料傳送選項，您可以透過列印、Email及儲存方式將文章資料輸出，或是將文章加入個人文件夾中待讀者稍後處理。
- Formats-為提供之文章資料格式，如Citation、PDF或Full Text等。
- Title-文章之標題名稱。
- Subject(s)：依照Library of Congress Subject Headings做一個主題性的提供與此文章相關之訊息。
- Source – 顯示期刊刊名、出版日期、年卷期、起始頁面、所佔整篇文章比例即是否有圖行檔等。當您選擇此連結時，您將會得到此文章之出版社的相關資訊。
- Author(s)：顯示作者相關資訊。
- Abstract：顯示文章大綱。
- Full Text World Count-呈現整篇文章單字數量的統計數字。
- AN – Accession Number：AN索書號碼。
- Persistent Link to this Article：一組可提供讀者email或是儲存起來的文章個別網址，當讀者直接點選此網址時，即可直接連接重新連結至篇文章內。（欲校外連結取得此文章者，須配合校外連線帳號及密碼方可使用）
- Database：所選擇的檢索資料庫名稱。

PDF Full Text全文格式特色



- PDF 可分為兩種格式：“Scanned PDF”，傳統舊式掃描方式，檔案較大、畫面較不清楚，無法搜尋或剪貼。“Native PDF”，新式掃描方式，檔案較小、畫面較清楚，可在搜尋或剪貼。

HTML Full Text 全文格式特色

The screenshot displays the EBSCOhost search results page for the article "The Month of Celebrations". At the top, there are navigation tabs for "Basic Search", "Advanced Search", "Visual Search", and "Choose Databases". Below these, there are options for "Sign In to My EBSCOhost", "Keyword", "Publications", "Subject Terms", "Dictionary", "Cited References", and "Language". A red box highlights the "Refine Search", "Print", "E-mail", and "Save" options, with a callout box pointing to them that says "資料傳送選項區". The article title is "The Month of Celebrations" by Broderick, Patricia, Raymond, Allen, Teaching PreK-8, 08914508, Feb2006, Vol. 36, Issue 5. The interface also shows a "Contents" section with links like "Celebrate Black History Month", "P.S.", "Storypath", and "MORE REVIEWS ONLINE".

- Content-與以往ASCII格式不同，結合XML格式，在文章左手邊會出現依樹狀結構排列方式之目錄紀錄，供讀者依段落作跳躍式閱讀。
- 資料傳送選項，您可以透過列印、Email及儲存方式將文章資料輸出，或是將文章加入個人文件夾中待讀者稍後處理。
- Language Translation-目前可提供全文格式西班牙文、德文及法文三種語文之全文翻譯，可提供外國語文系所師生使用。

My EBSCOhost (個人EBSCOhost)

My EBSCOhost 功能係指可以提供讀者將所搜尋得到之文件、文章個別連結網址、所有搜尋結果、專題選粹服務 (Search Alerts)、期刊自動通知 (Journal Alerts) 放置在個人文件夾運用或是個人網頁設定之新功能。首先您必須先申請一組屬於您個人的帳號及密碼，若您是第一次使用 My EBSCOhost 之讀者，當您點選文件夾上方之“Folder has Item”時，即會出現下列的畫面。

The screenshot shows the EBSCOhost interface. At the top, there's a navigation bar with the EBSCOHOST logo and 'Research Databases'. Below this are buttons for 'Basic Search', 'Advanced Search', 'Visual Search', 'Choose Databases', and 'Select another EBSCO service'. A secondary navigation bar includes 'Sign In to My EBSCOhost', 'Keyword', 'Publications', 'Company Profiles', 'Thesaurus', 'Cited References', 'Library Holdings', 'Indexes', and a 'Language' dropdown. The main heading is 'Sign In to My EBSCOhost' with a 'Back' link. Below the heading, there's a 'Sign In' section with a yellow bar containing links: 'I'm a new user', 'I forgot my password', 'I forgot my user name and password', and 'Create a Charge Back Account'. The 'Sign In' section has two input fields: 'User Name' and 'Password', followed by a 'Login' button. Below these is an 'Update My Account' button with the text: 'To update your account, enter your user name and password above and click Update My Account.'

第一次使用之讀者請您逕自點選左上方之“I'm a new user”之選項；已申請過之讀者請直接在 User Name 與 Password 處直接輸入您的帳號及密碼即可。當您點選“I'm a new user”後，會出現下列的畫面，請您務必將下列所有空白欄位填妥。

EBSCO Research Databases | New Search | Folder | Preferences | Help | Demonstration Customer

Sign In to My EBSCOhost | Keyword | Publications | Subject Terms | Dictionary | Language

Cited References | Indexes | Images

To save items in a personal folder, set up an account by entering the following information and then click Submit.

Sign In

Create a new account

Account Type	Personal Account More Info
First Name	<input type="text"/>
Last Name	<input type="text"/>
E-mail Address	<input type="text"/>
User Name	<input type="text"/>
Password	<input type="password"/> Five-character minimum, no spaces
Retype Password	<input type="password"/>
Secret Question	[Select One] <input type="text"/> Used to help identify your account if you forget your user name or password.
Secret Answer	<input type="text"/>

Note: Please remember your account information for future reference.

- 請您務必注意：欄位中之 User Name 與 Password 即唯讀者之 MY EBSCOhost 個人帳號及密碼，請務必牢記。
- Secret Question 與 Secret Answer 為未避免讀者將個人帳號及密碼遺忘，提供讀者將來查詢之使用。
- 將上述所有欄位全數填妥後按下 Submit 鍵後個人帳號密碼即申請完畢，畫面即返回 My EBSCOhost 最初登入之畫面。

若您遺忘了個人專屬密碼時，請點選“I forgot my password”，將出現如下列畫面，隨即鍵入個人專屬帳號，按下“Continue”鍵，系統將顯示出您的個人密碼。

EBSCO Research Databases | New Search | Folder | Preferences | Help | EP SALES

Sign In to My EBSCOhost | Keyword | Publications | Company Profiles | Thesaurus | Cited References | Library Holdings | Indexes | Language

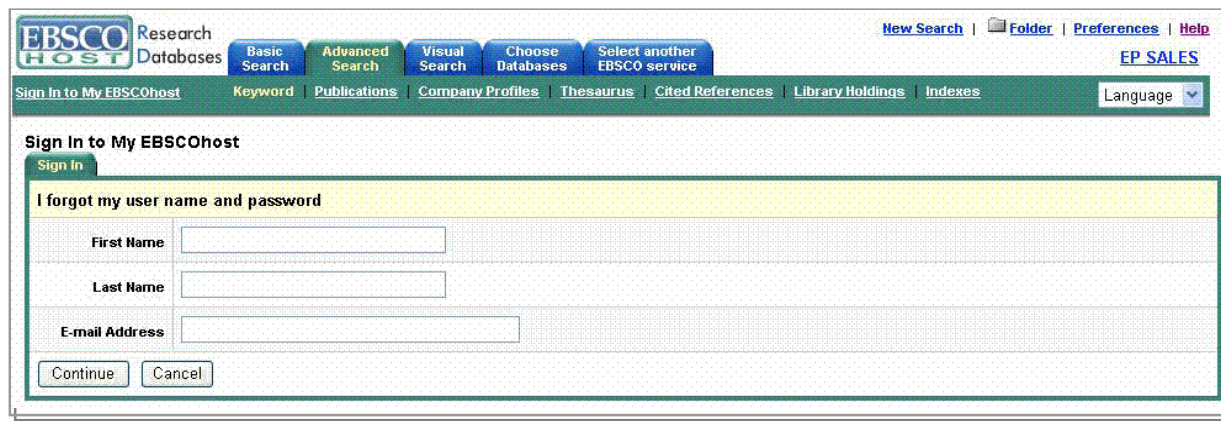
Sign In to My EBSCOhost

Reset your password

User Name

若您將個人帳號及密碼一併遺忘，請點選”I forgot my user name and password”

即會出現下列畫面，請您將個人下列資訊填妥，系統會自動將您所屬帳號即密碼發送 Email 給您。



The screenshot shows the EBSCOhost interface. At the top left is the EBSCOHOST logo with 'Research Databases' next to it. To the right are navigation links: 'New Search', 'Folder', 'Preferences', and 'Help'. Below the logo are buttons for 'Basic Search', 'Advanced Search', 'Visual Search', 'Choose Databases', and 'Select another EBSCO service'. A secondary navigation bar includes 'Sign In to My EBSCOhost', 'Keyword', 'Publications', 'Company Profiles', 'Thesaurus', 'Cited References', 'Library Holdings', and 'Indexes'. On the far right of this bar is 'EP SALES' and a 'Language' dropdown menu. The main content area is titled 'Sign In to My EBSCOhost' and contains a 'Sign In' section. A yellow highlight is placed over the link 'I forgot my user name and password'. Below this link are three input fields: 'First Name', 'Last Name', and 'E-mail Address'. At the bottom of the form are 'Continue' and 'Cancel' buttons.

當您登入至 My EBSCOhost 系統時，將出現如下列畫面，EBSCOhost 圖示左上角會出現”My”的黃色圖樣，即代表登入完成。



This screenshot shows the EBSCOhost interface after a successful login. The top left corner now features a 'My' logo next to the EBSCOHOST logo. The navigation links and buttons remain the same as in the previous screenshot, including 'New Search', 'Folder', 'Preferences', 'Help', 'Basic Search', 'Advanced Search', 'Visual Search', 'Choose Databases', 'Select another EBSCO service', 'Sign Out of My EBSCOhost', 'Keyword', 'Publications', 'Company Profiles', 'Thesaurus', 'Cited References', 'Library Holdings', 'Indexes', 'EP SALES', and 'Language'.

◎我的文件夾(My Folder / Folder has item)

“My Folder”的功能主要是提供讀者可取回先前所存放在個人文件夾中之個別檢索結果、文章之個別連結網址、資料專題選粹服務、期刊自動通知、個人網頁建立與文章連結之功用等。

※ **注意事項：** 在您仍未登入至 My EBSCOhost 中時，檢索結果與個別文章連結網址可被暫存在文件夾中，但一旦您離線之後所有暫存在文件夾中之文件將會全數消失。關於個人文件夾內部介紹如下所示：

Demonstration Customer Folder Folder Contents

[Back](#)

My Folder

Result List Items (13)

- ▶ [Images](#) (2)
- ▶ [Videos](#) (0)
- ▶ [Persistent Links to Searches](#) (0)
- ▶ [Saved Searches](#) (0)
- ▶ [Search Alerts](#) (0)
- ▶ [Journal Alerts](#) (0)
- ▶ [Web Pages](#) (0)

Result List Items

1-10 of 13 Page: 1 2 [Next](#) [Print](#) [E-mail](#) [Save](#) [Remove All](#)

1. [Biography of Toni Morrison](#). By: Sanna, Ellyn; Bloom, Harold. Bloom's BioCritiques: Toni Morrison, 2002, p3-37, 35p (Biography)
2. [Toni Morrison, Oprah Winfrey, and Postmodern Popular Audiences](#). By: Young, John. African American Review, Summer2001, Vol. 35 Issue 2, p181, 24p, 4bw. (Literary Criticism)
[HTML Full Text](#) [PDF Full Text](#)
3. [Speaking from the Shadows: Sophia Morrison and the Marx Cultural Revival](#). By: Maddrell, Breesha. Folklore, Oct2002, Vol. 113 Issue 2, p215-236, 22p (Literary Criticism)
[PDF Full Text](#)

- **Result List Items-**當您檢索完畢，點選檢索結果列表結果文章右邊之文件夾圖示時，文件將會被自動加入此項目中，您即可將文件夾中將文件輸出（如：列印、儲存、email 等）。

◎資料傳送與輸出選項(Delivery Option)

在個人文件夾中，讀者可將檢索結果之文章利用列印、email及儲存的方式將文章內容輸出，當讀者點選任何一項資料輸出選項時，每一個選項他們的功能即出現在畫面上供讀者使用。

The screenshot shows a web interface for printing articles. It features a 'Print' button, a checkbox for 'Remove these items from folder after printing', and a link to 'Estimate Number Of Pages'. On the right, there is a section titled 'Include when printing:' with radio buttons for 'Standard Field Format', 'Citation Format', and 'Customized Field Format'. Two dropdown menus are visible, one set to 'Detailed Citation and Abstract' and another to 'AMA (American Medical Assoc.)'. A footer note provides links to online help for printing full text and citation formats.

- Remove these items from folder after printing-若讀者點選了此選項，資料會在輸出後全部紀錄會從文件夾中消失。反之，若選項沒有被點選，則當讀者使用任何一種輸出方式後所有原先保留在文件夾中的資料還是會存放在裏頭。

◎列印/ Email / 儲存功能次選項

列印功能

The screenshot shows the 'Print Manager' section of a web interface. It includes a 'Back' link, a 'Print' button, and a link to 'Estimate Number Of Pages'. The 'Include when printing:' section has a checked checkbox for 'HTML Full Text (when available)' and an unchecked checkbox for 'Current Search History'. Below this, there are radio buttons for 'Standard Field Format', 'Citation Format', and 'Customized Field Format'. Two dropdown menus are present, one set to 'Brief Citation' and another to 'AMA (American Medical Assoc.)'. A footer note provides links to online help for printing full text and citation formats.

1. 如自文件夾中，點選 Delivery Option 裏 Print 功能後後，會呈現上述畫面：
2. 讀者若在"Remove these items from folder after printing"前內勾選此選項，則在列印文章後文件夾裏的所有記錄將會被清除。

3. 在” Standard Field Format”的選項下，讀者可選擇
 - Detail Citation and Abstract -則系統只會將文章中之細部的索引及摘要資料列印出。
 - Brief Citation and Abstract - 則系統只會將文章簡短的索引摘要資料：如文章標題、期刊名稱、年卷期等相關資料列印出來
 - Brief Citation – 則系統只會列印出簡短的引文資料。
4. 在” Citation Format “ 的選項下，讀者可選擇：APA、AMA、MLA..各種引文形式。
5. 點選”Estimate number of pages”可顯示預估列印頁數

Email 功能

選擇Articles標籤

1. 輸入 email address 及搜尋主題。
2. 讀者若在” Remove these items from folder after emailing”前內勾選此選項，則在 email 文章後文件夾裏的所有記錄將會被清除。
3. 勾選”PDF as separate attachment(when available)”前，若文章含 PDF 全文格式檔，系統則會將 PDF 檔案 Email 至讀者電子郵件信箱中。

選擇Bibliographic Manager標籤

您係選擇 Bibliographic Manager 標籤，則呈現下列畫面：

- Citations in a format that can be uploaded to bibliographic management software – 可將讀者所有選取之文章之書目格式email回信箱，並進一步提供可匯入並更新讀者個人書目管理軟體如：EndNOTE、Refwork、Prosite等。
- Citations in Direct Export format– 提供讀者可直接利用Email將文章書目格式匯出至個人書目管理軟體內。
- 鍵入e-mail addresses於適當欄位，提醒您，如欲寄送多組e-mail addresses，請以分號(;)加以分隔。(例如：name1@address.com;name2@address@com)點選“Send”即可。

儲存功能

選擇Articles標籤

- 讀者若在” Remove these items from folder after saving”前內勾選此選項，則在 email 文章後文件夾裏的所有記錄將會被清除。
- 讀者若在” HTML link(s) to article(s) –”前內勾選此選項，文章內每一篇文章之單獨連結將會被顯示出來，並提供儲存的功能。

選擇Bibliographic Manager標籤

您係選擇 Bibliographic Manager 標籤，則呈現下列畫面：

Save Manager

◀ Back

Articles Bibliographic Manager

Number of items to be saved: 1

Remove these items from folder after saving

Save

For information on saving full text, see [online help](#). For information on using Citation Formats, see [online citation help](#)

Include when saving:

- Citations in a format that can be uploaded to bibliographic management software.
- Citations in Direct Export format
- Direct Export to RefWorks.
- Citation(s) in MARC format

- 讀者若在” Remove these items from folder after saving”前內勾選此選項，則在 email文章後文件夾裏的所有記錄將會被清除。
- Citations in a format that can be uploaded to bibliographic management software – 可將讀者所有選取之文章之書目格式儲存至硬碟中，並進一步提供可匯入並更新讀者個人書目管理軟體如：EndNOTE、Refwork、Prosite等。
- Citations in Direct Export format– 提供讀者可直接利用儲存功能將文章書目格式匯出至個人書目管理軟體內。
- Direct Export to RefWorks –提供讀者可直接利用儲存功能將文章書目格式匯出至 RefWork內。

※ 注意事項：當您點選”save”鍵時，將出現下列畫面，從畫面可得知若欲儲存，請點選瀏覽器上之”檔案”->”另存新檔”，然後鍵入檔名，並選擇副檔名為txt或是html即可。

儲存檢索指令及資料(Search History/Alerts)

此功能連結出現在 My EBSCOhost 個人文件夾內，但我們需從進階檢索(Advanced Search)內之儲存檢索指令內先談起。

在進階檢索視窗裏，您可以儲存、取回或再次利用您已檢索過之文章，您可以經由歷史資料內看到相關檔案。新的檢索結果也可以與它們同時並存亦或是修改那些原先已經儲存的結果。我們將對下列畫面作一細部介紹：

檢索歷史資料標籤

Add to Search	Search ID #	Search Terms	Limiters and Expanders	Last Run Via	Results	Revise Search	Delete
<input type="checkbox"/>	S2	American history	Limiters - References Available	Interface - EBSCOhost Search Screen - Advanced Search Database - Academic Search Premier	228	Revise	<input type="checkbox"/>
<input type="checkbox"/>	S1	American history		Interface - EBSCOhost Search Screen - Advanced Search Database - Academic Search Premier	23226	Revise	<input type="checkbox"/>

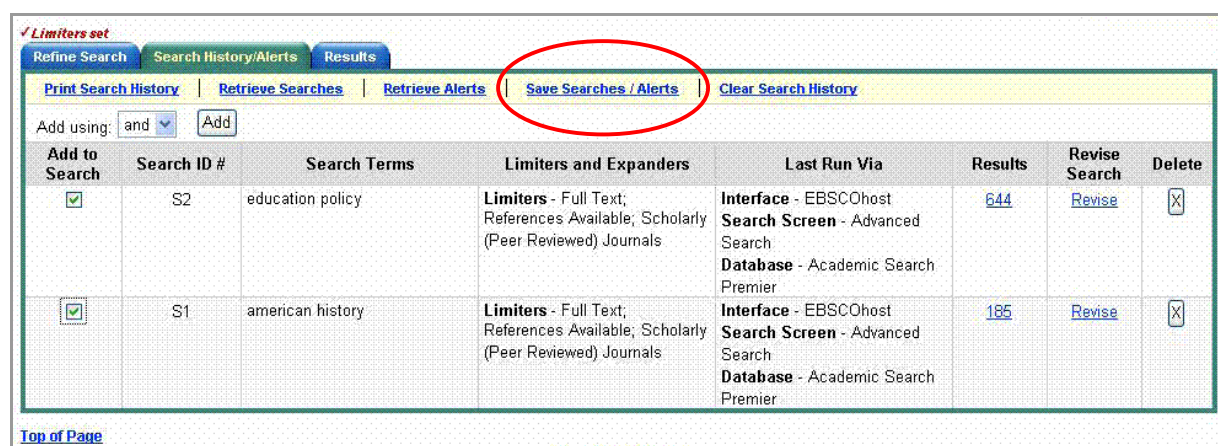
- **Add to search#** - 點選此方框亦即可將兩筆Search Terms之紀錄再加上畫面上之"Add using"內之布林邏輯運算來進一步連結搜尋。
- **Search ID#** - 此欄位索代表的意義為您所下的第幾筆檢索命令，系統會針對您所下的多筆檢索詞作一統計，英文字母"S"為Search之縮寫，如檢索第一筆資料後，重新返回畫面時系統則會自動S1，以此類推。
- **Search Terms** - 記錄您先前於檢索欄位所下之檢索詞，也包含了所有布林邏輯的運算式。
- **Limiters** - 紀錄您於設限值內所設定的限制。
- **Results** - 紀錄您所檢索出來的總筆數。當您按下此數字時，將會跳到出現所有檢索資料的視窗。
- **Revise** - 此欄位為修改先前儲存檢索關鍵詞之用。當您點下"Revise"此選項時，先前您檢索的檢索詞便會自動出現在檢索欄 (Find) 內，因此您便可開始重新修改檢索詞，如加入field codes或是其他設限值 (limiters)。
- **Delete**-刪除此筆歷史紀錄。

承如上述，進階檢索僅會將您目前檢索期間檢索紀錄暫存起來，若您檢索完畢若未將其儲存在您所屬之My EBSCOhost帳號及密碼，當您離開瀏覽器時，記錄便會隨之清

除；相對的，若您以申請了個人My EBSCOhost帳號即密碼並以登入系統後，儲存之結果將會直接顯示在My EBSCOhost “Saved Search”連結裏。

儲存檢索結果(Save Searches / Alerts)

讀者必須先利用進階檢索功能下一檢索詞並檢索出其結果後，再點選檢索欄下方之“Search History/Alerts”標籤功能，再點選“Save Searches/Alerts”的連結方可使用此功能。



The screenshot shows the EBSCOhost interface with the 'Save Searches / Alerts' link circled in red. The interface includes a navigation bar with 'Refine Search', 'Search History/Alerts', and 'Results' tabs. Below the navigation bar are links for 'Print Search History', 'Retrieve Searches', 'Retrieve Alerts', 'Save Searches / Alerts', and 'Clear Search History'. The 'Save Searches / Alerts' link is highlighted with a red circle. Below the navigation bar is a search area with 'Add using: and' and an 'Add' button. The main content area is a table with columns: 'Add to Search', 'Search ID #', 'Search Terms', 'Limiters and Expanders', 'Last Run Via', 'Results', 'Revise Search', and 'Delete'. The table contains two rows of search results.

Add to Search	Search ID #	Search Terms	Limiters and Expanders	Last Run Via	Results	Revise Search	Delete
<input checked="" type="checkbox"/>	S2	education policy	Limiters - Full Text; References Available; Scholarly (Peer Reviewed) Journals	Interface - EBSCOhost Search Screen - Advanced Search Database - Academic Search Premier	644	Revise	<input type="checkbox"/>
<input checked="" type="checkbox"/>	S1	american history	Limiters - Full Text; References Available; Scholarly (Peer Reviewed) Journals	Interface - EBSCOhost Search Screen - Advanced Search Database - Academic Search Premier	185	Revise	<input type="checkbox"/>

- **建立個人專屬帳號密碼**

(請見33頁My EBSCOhost帳號之設定，請務必申請否則將無法使用此功能)

- **儲存檢索結果**

當您建立好屬於自己的個人帳號密碼後，您便可以將檢索結果儲存在自己的帳號裏，

您可以隨時隨地的經由連上網際網路後便可以取回您所儲存的資料。儲存方法如下所示：

Folder has items.

檢索名稱

Name

Description **檢索描述**

Date Created 9/19/2006

Database Academic Search Premier

Interface EBSCOhost

Save Search As

Saved Search (Permanent)

Saved Search (Temporary, 24 hours)

Alert

Save Cancel

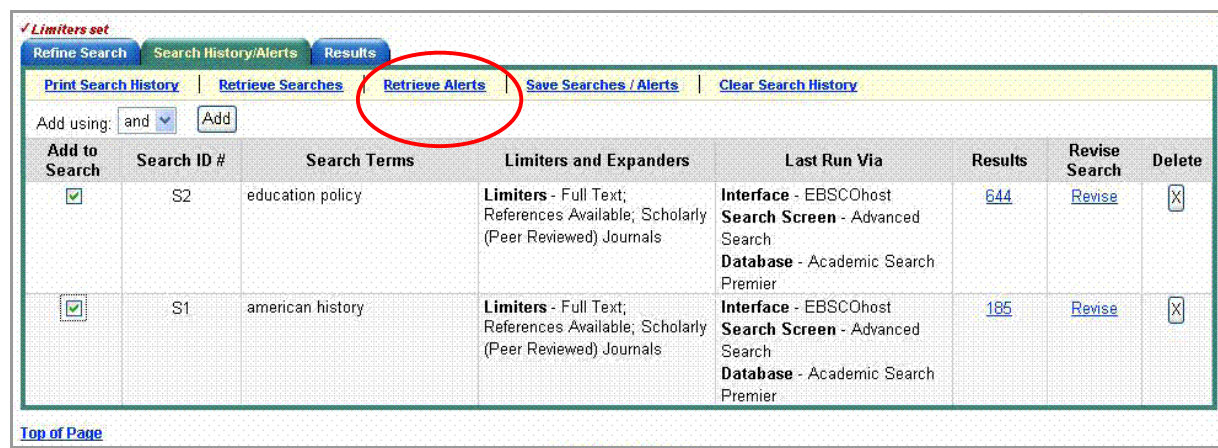
#	Query	Limiters/Expanders	Last Run Via	Results
S1	american history	Limiters - Full Text; References Available; Scholarly (Peer Reviewed) Journals	Interface - EBSCOhost Search Screen - Advanced Search Database - Academic Search Premier	185

Save Cancel

1. 針對此檢索結果定義一個名稱或描述(如：**search1**，family)。
2. 下方“Save Search As”功能內之選項：**Save Search (Permanent)**、**Save Search (Temporary,24 hours)**、**Alert**各有其功能。
 - **Save Search (Permanent)** — 亦即可將檢索指令與資料儲存永久。
 - **Save Search (Temporary,24 hours)** — 僅儲存**24**個小時。
 - **Alert** — 亦即SDI專題選粹之服務，您可利用此功能設定**Alert**執行時間（如**1**個月、**兩**個月或是**半年**），當系統內部有新文章收錄，並與讀者所設定之主題相關時，讀者將會自動接獲**email**通知，並可直接在**email**信件內直接點選並連結至文章中。
 - 選擇完畢後接著按下“**Save**”鍵。
3. 接著您又會跳回原來進階檢索的畫面

取回儲存檢索資料

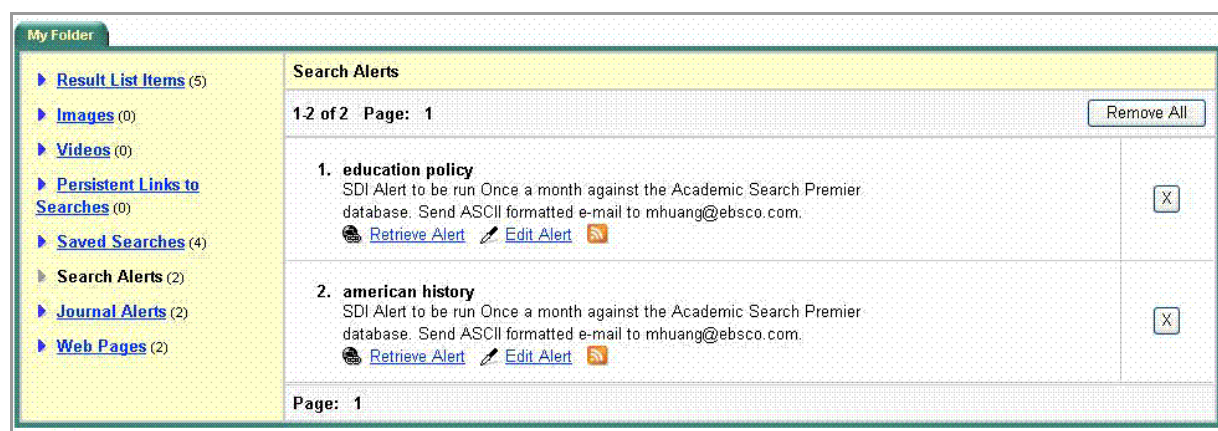
您可以再一次取回先前已儲存之檢索歷史資料，其取回如下圖所示：



The screenshot shows the EBSCOhost interface with the 'Search History/Alerts' tab selected. The 'Retrieve Alerts' link is circled in red. Below the navigation bar is a table with the following data:

Add to Search	Search ID #	Search Terms	Limiters and Expanders	Last Run Via	Results	Revise Search	Delete
<input checked="" type="checkbox"/>	S2	education policy	Limiters - Full Text; References Available; Scholarly (Peer Reviewed) Journals	Interface - EBSCOhost Search Screen - Advanced Search Database - Academic Search Premier	644	Revise	<input type="checkbox"/>
<input checked="" type="checkbox"/>	S1	american history	Limiters - Full Text; References Available; Scholarly (Peer Reviewed) Journals	Interface - EBSCOhost Search Screen - Advanced Search Database - Academic Search Premier	185	Revise	<input type="checkbox"/>

1. 同樣在“Search History/Alerts”標籤功能裏，按下“Retrieve Alerts”選項。
2. 然後鍵入您先前建立的My EBSCOhost個人專屬帳號密碼後，按下“Login”鍵。



The screenshot shows the 'Search Alerts' page with a list of alerts. The page includes a 'Remove All' button and a 'Page: 1' indicator. The alerts are as follows:

Alert ID	Alert Description	Action
1. education policy	SDI Alert to be run Once a month against the Academic Search Premier database. Send ASCII formatted e-mail to mhuang@ebSCO.com.	Retrieve Alert Edit Alert <input type="checkbox"/>
2. american history	SDI Alert to be run Once a month against the Academic Search Premier database. Send ASCII formatted e-mail to mhuang@ebSCO.com.	Retrieve Alert Edit Alert <input type="checkbox"/>

列印檢索歷史資料

1. 在進階檢索“Search History/Alerts”標籤功能，按下**Print Search History**選項，接著螢幕便會出現已完成格式化的列印格式。
2. 按下瀏覽器的印列功能選項。印列完畢，接著按下**Close Window**後，您將可再一次回到進階檢索畫面。

✓ **Limiters set**

Refine Search | Search History/Alerts | Results

Print Search History | Retrieve Searches | Retrieve Alerts | Save Searches / Alerts | Clear Search History

Add using: and Add

Add to Search	Search ID #	Search Terms	Limiters and Expanders	Last Run Via	Results	Revise Search	Delete
<input checked="" type="checkbox"/>	S2	education policy	Limiters - Full Text; References Available; Scholarly (Peer Reviewed) Journals	Interface - EBSCOhost Search Screen - Advanced Search Database - Academic Search Premier	644	Revise	X
<input checked="" type="checkbox"/>	S1	american history	Limiters - Full Text; References Available; Scholarly (Peer Reviewed) Journals	Interface - EBSCOhost Search Screen - Advanced Search Database - Academic Search Premier	185	Revise	X

Top of Page

◎SDI 專題選粹服務設定

重複上述Save Search功能裏Alert之設定功能，部分讀者因為研究領域的關係，經常可能會因為經常每格一段時間便會連結資料庫檢索，並不斷下同樣的檢索詞，利用SDI專題選粹的功能服務讀者可以直接利用EMAIL的設定方式，每隔一段時間固定接收到相關EMAIL消息，並提供在Email裏直接點選連結即可查詢到相關文章之內容。其功能位址請參考上一頁”Alert”之介紹，下列為其更細部之功能設定介紹：

1. 登入至讀者個人My EBSCOhost之帳號內。
2. 相同進入進階檢索功能，並下欲查詢之檢索詞彙。
3. 點選畫面上Save Searches/Alerts之標籤功能。
4. 鍵入您的查詢名稱及相關敘述於”Name”與”Description”欄位內，接著點選”Alert”之功能選項。

Folder has items.

Saved Search/Alert

Name: american history

Description: american history

Date Created: 9/19/2006

Database: Academic Search Premier

Interface: EBSCOhost

Save Search As:

Saved Search (Permanent)

Saved Search (Temporary, 24 hours)

Alert

Save Cancel

#	Query	Limiters/Expanders	Last Run Via	Results
S1	american history	Limiters - Full Text; References Available; Scholarly (Peer Reviewed) Journals	Interface - EBSCOhost Search Screen - Advanced Search Database - Academic Search Premier	185

Save Cancel

Saved Search/Alert	
Name	american history
Description	american history
Date Created	9/19/2006
Database	Academic Search Premier
Interface	EBSCOhost
Save Search As	<input type="radio"/> Saved Search (Permanent) <input type="radio"/> Saved Search (Temporary, 24 hours) <input checked="" type="radio"/> Alert Frequency <input type="text" value="Once a month"/> Articles published within the last <input type="text" value="No Limit"/> Run Alert for <input type="text" value="One Year"/>
Alert Options	Alert results format <input checked="" type="radio"/> Brief <input type="radio"/> Detailed <input checked="" type="checkbox"/> limit EBSCOhost access to only the articles sent
E-mail Properties	<input checked="" type="radio"/> Email all alerts and notices <input type="radio"/> Email only creation notice <input type="radio"/> No e-mail (RSS only)

5. 選擇文章”Alert”每隔多久時間執行一次幫忙尋找新增加近資料庫之相關文章。
 - One month (the default)
 - Two months
 - Six months
 - One year
6. Email欄位中，讀者請務必填上您的 email address，因系統係透過email方式傳遞相關資料，若未設定將無法接獲文章。
7. 若欲輸入多筆email紀錄時，請用（；）將個別email位址分開。
8. 請在Subject欄位中輸入您所檢索的主題。
9. Include query string in e-mail—係指亦將您先前所下之檢索指令一併納入在email傳遞資料中。

◎個人網頁製作(Web Pages-Page Composer)

需登入至My EBSCOhost內，方可使用此功能。（請見My EBSCOhost之設定）

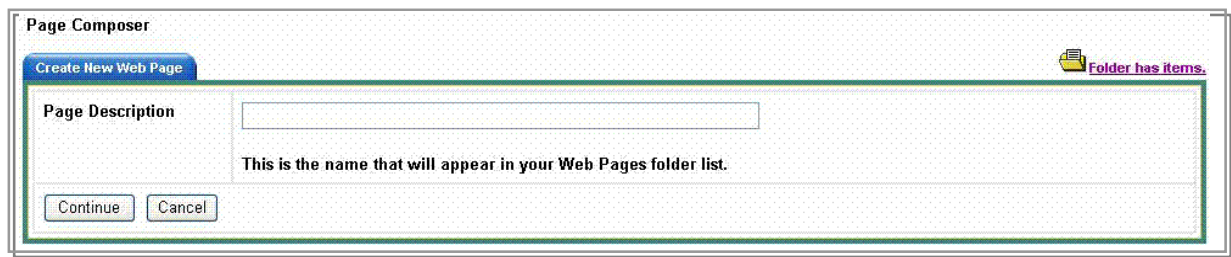
Page Composer提供利用線上工具，可快速建立一頁提供文章連結併美觀之網頁，國外大部分的師長會利用此功能將在資料庫內搜尋出來之學術性高且經典之文章，張貼在自行設計出來之頁面中讓同學點選閱讀，閱讀完畢後並呈交報告給師長，師長不需懂得任何網頁撰寫技術，即可輕輕鬆鬆建立此網頁，其功能操作如下所示：



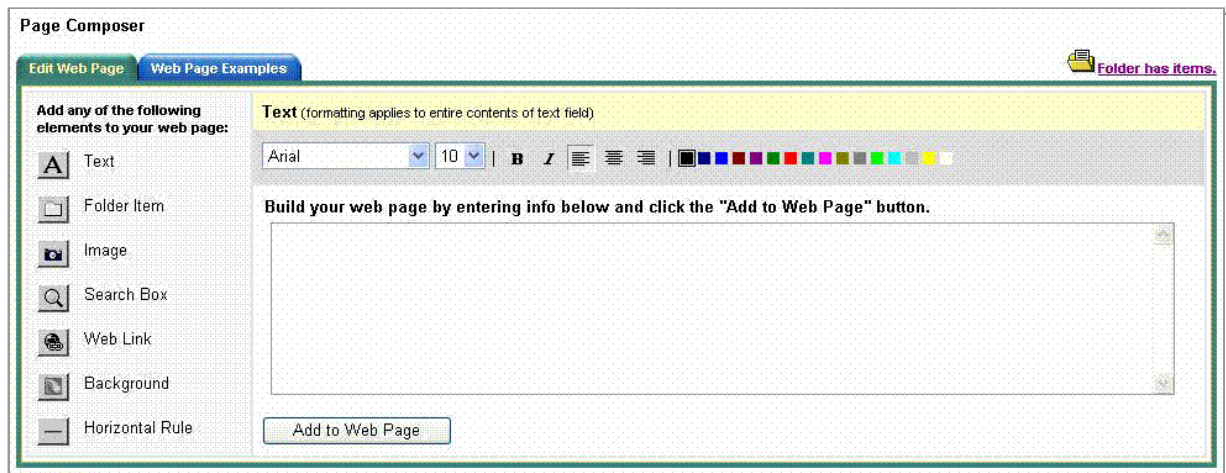
進入MyEBSCOhost畫面後點選最下方Web Pages，若未曾使用過此功能者，請直接點選上方Page Composer功能即可開始設計新的網頁。



若您已設計過，畫面上則會出現所設計過的紀錄，若要修改先前所設計過的頁面，請直接點選“Edit Web Page”連結即可。



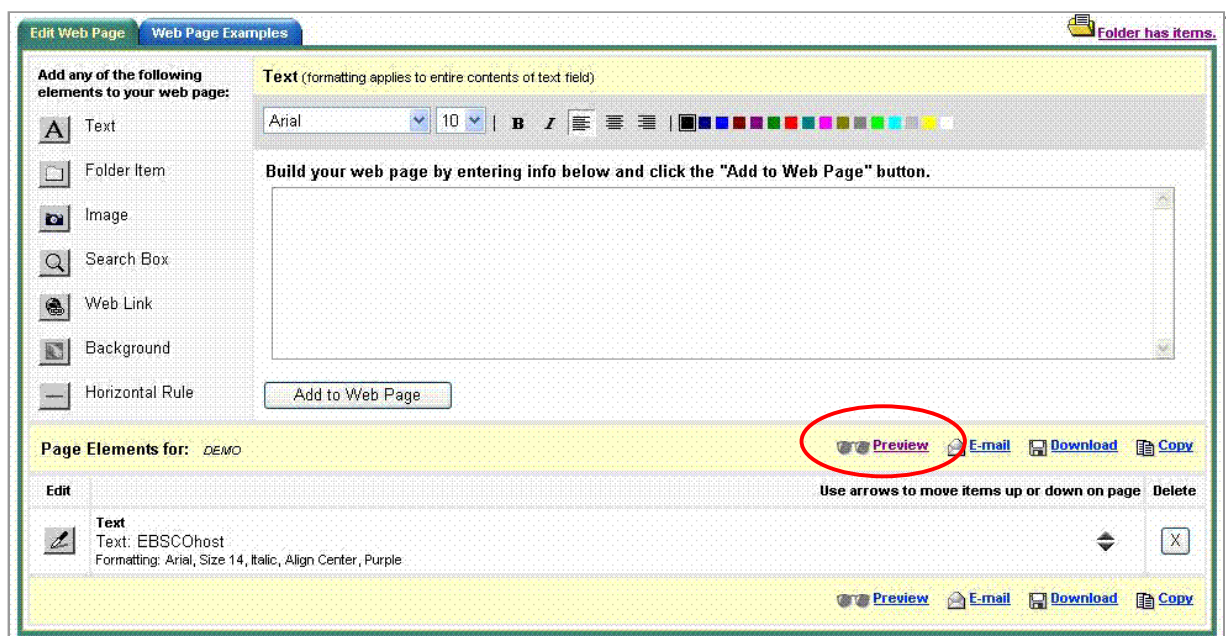
開始編輯個人網頁並命名。



上圖左列為Page Composer七項工具列，分別可提供設計者輸入文字、將文件夾內文件放置在網頁上，增加圖檔、設計空白檢索欄、網頁連結、背景圖檔及水平線等。

在頁面上增加文字

此功能為Page Composer功能列之預設功能，使用者可經由此功能輸入欲呈現在網頁上之文字。其使用方法：

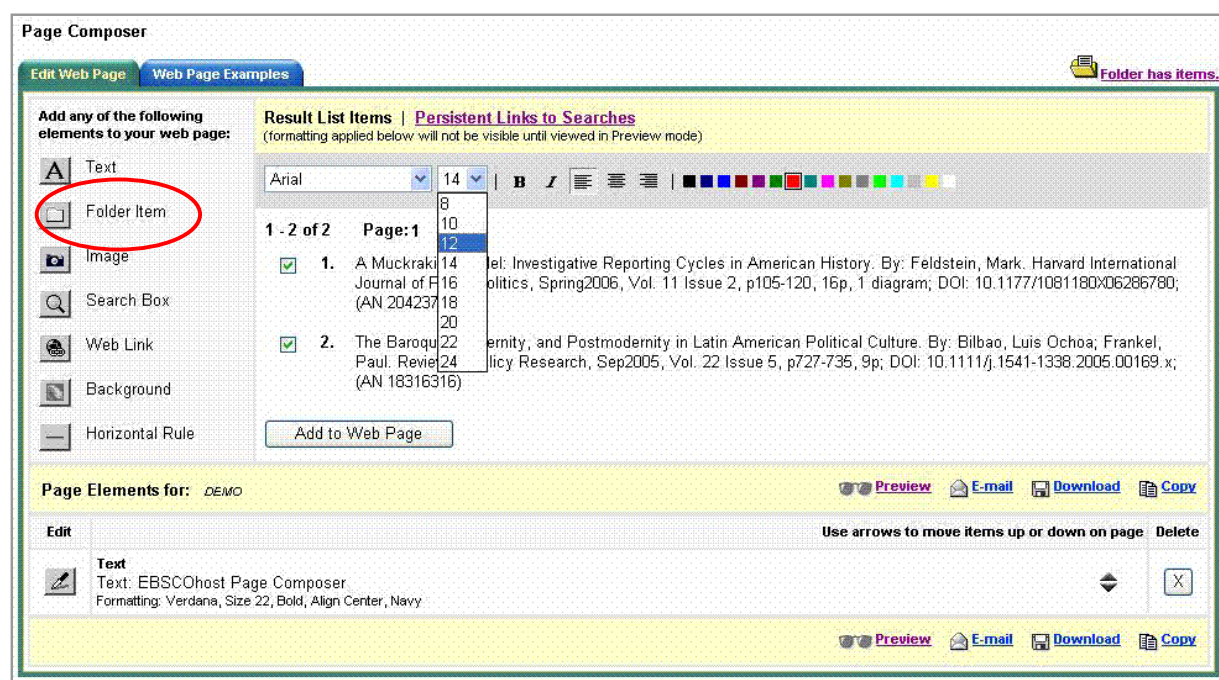


1. 選擇文字字型及字體大小。
2. 選擇文字排列方式，可依“靠左”、“靠右”及“置中”排列設計。

3. 選擇字體顏色。
4. 按下“Add to Web Page”鍵即可將文字輸入至頁面上。
5. 使用者並可透過下方“Preview”功能，一邊設計頁面一邊瀏覽設計結果。

將文件夾內選取之文章匯入至頁面上

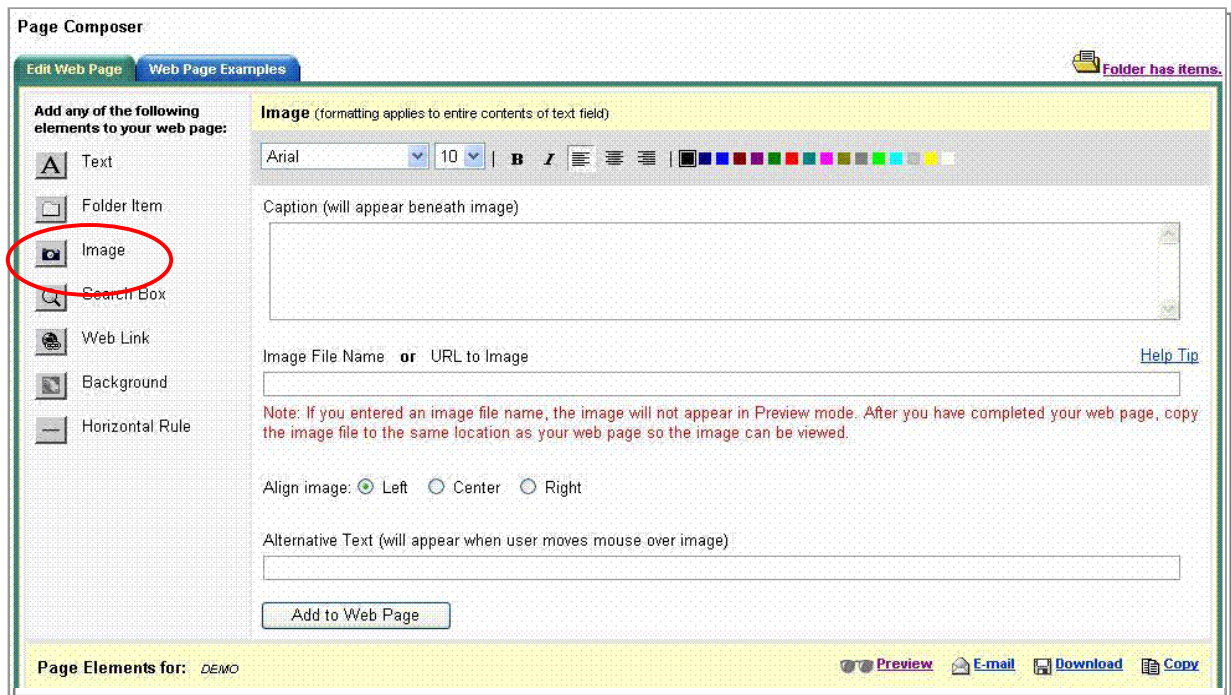
此功能提供讀者將先前存放在個人文件夾內之文章匯入至頁面上，請點選工具列上第二項“Folder Items”即可使用此功能。其使用方法：



1. 點選Result List Items連結。選擇字體、字體大小、顏色及排列位置等。
2. 將欲放置在網頁上之文章前面之方框打勾。
3. 按下Add to Web Page即可將文章加入。

增加圖片檔案

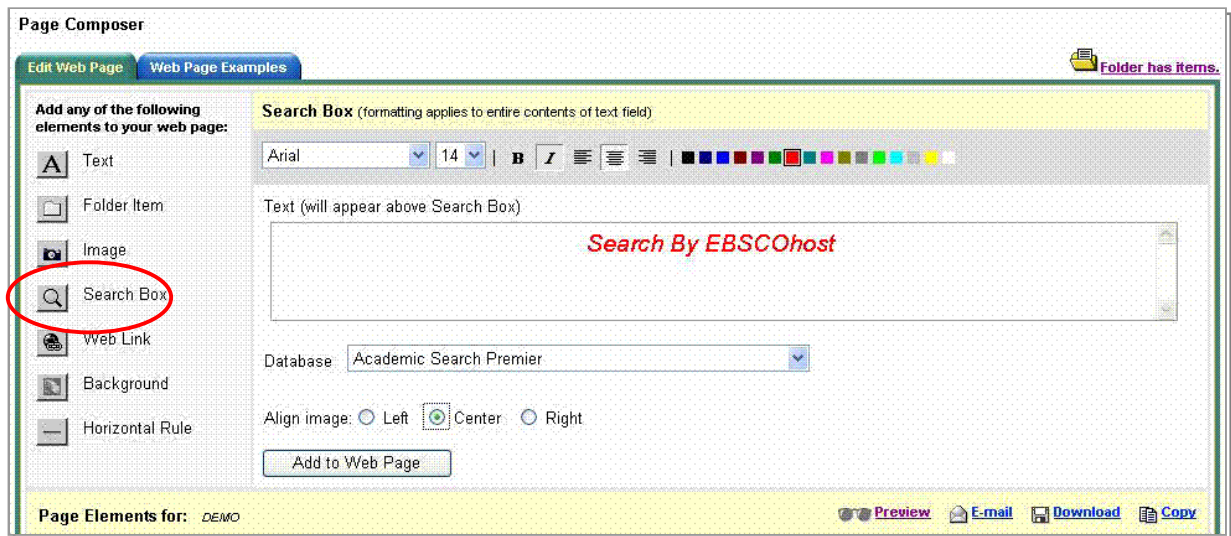
此功能使用者可張貼圖片檔案於頁面上。其張貼方式如下所示：



1. 點選左方“Image”圖示。
2. 若要輸入圖片說明，請在Caption欄位內鍵入欲說明之文字，並可選擇其文字大小、字體、顏色及排列方式。
3. 鍵入圖示位置。使用者必須鍵入包含http://在前面之網址的圖片，亦即一張已被放置在網路伺服器上有網路位置的圖片。若使用者欲輸入一張存放在個人電腦裏之圖片檔案，圖片無法在“Preview”的時候顯示出來，在您設計完畢後將您的頁面及圖片放在同一個網站伺服器下的同一個目錄位置時，使圖片才可被看到。
4. 選擇圖片的排列方式。
5. 若您在Alternative Text欄位中輸入文字時，當您滑鼠游標移置圖示上方時，擊可顯示出此文字敘述。
6. 按下Add to Web Page即可將圖片輸入頁面中。

增加空白檢索之功能

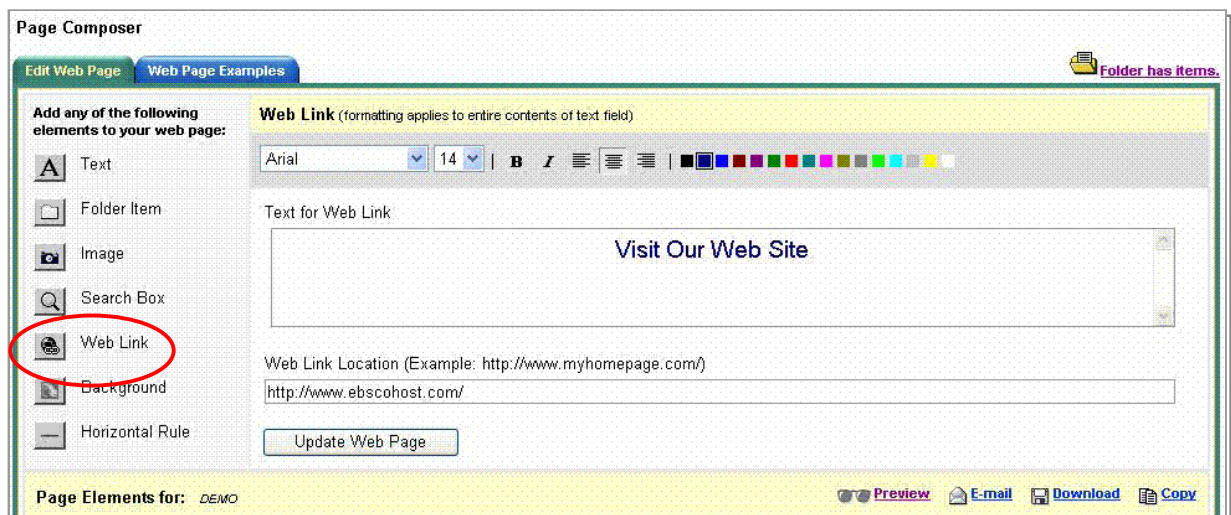
左邊工具列上之“Search Box”為上數之功能，此功能提供閱讀使用者所設計出來之夜面的閱讀者，可再利用此網頁上之檢索欄位與 EBSCOhost 內之資料庫連結，並提供閱讀者再一次的檢索資料庫。其使用方法如下所示：



1. 點選左方"Search Box"圖示。
2. 選擇文字字體、字體大小、顏色、排列方式等等，並輸入說明之圖示。
3. 選取欲連結查詢之資料庫名稱。
4. 按下 Add to web Page 即可輸入此檢索欄位。

增加網路連結之功能

此功能提供設計可設定連結網址，連結置系上網頁或是連結置個人信箱內。其設計方法如下所示：

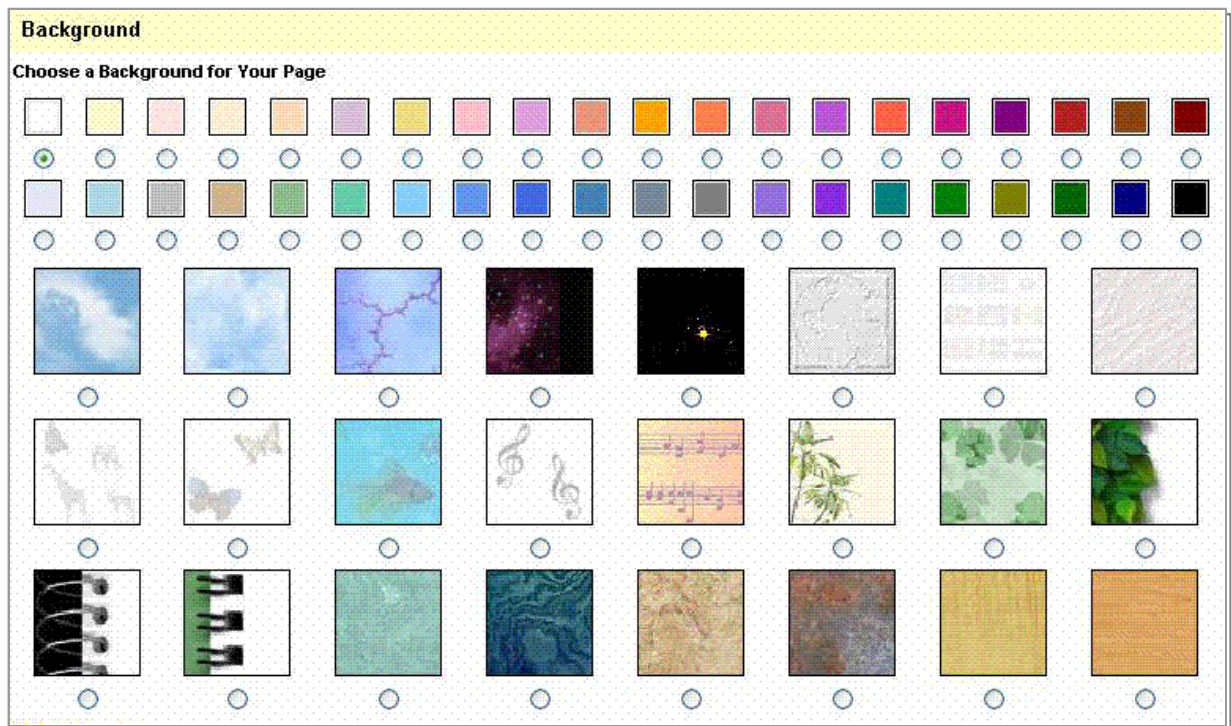


1. 點選左方 Web Link 圖示。

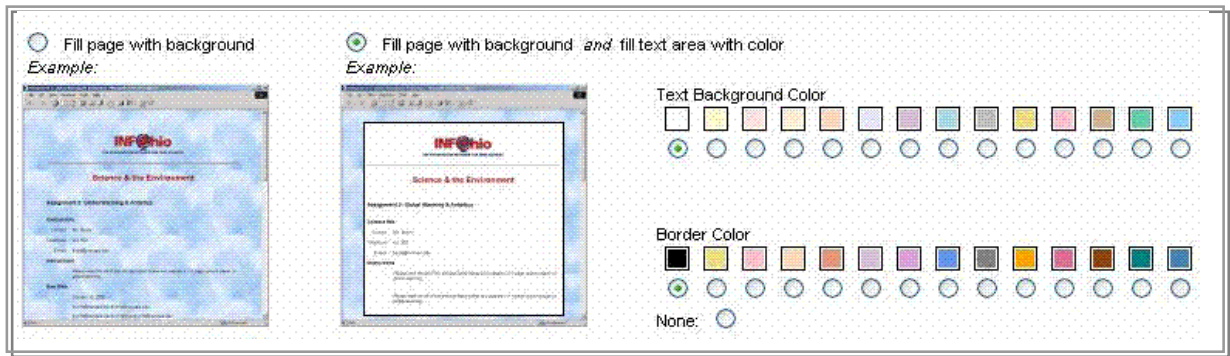
2. 選擇文字字體、字體大小、顏色、排列方式等等，並輸入說明之圖示。
3. 輸入說明文字
4. 輸入連結網址（連結之網頁請輸入包含 <http://>之網址；若為個人 email 帳號請務必輸入 <mailto:>例如：mailto:eddie_tsai@seed.net.tw）。
5. 按下 Add to web Page 即可輸入此連結。

增加背景圖示

此功能提供使用者可直接自系統上挑選一張背景圖張貼於頁面上，當您點選左方 Background 後，即可顯示出下面系統預設之圖示：

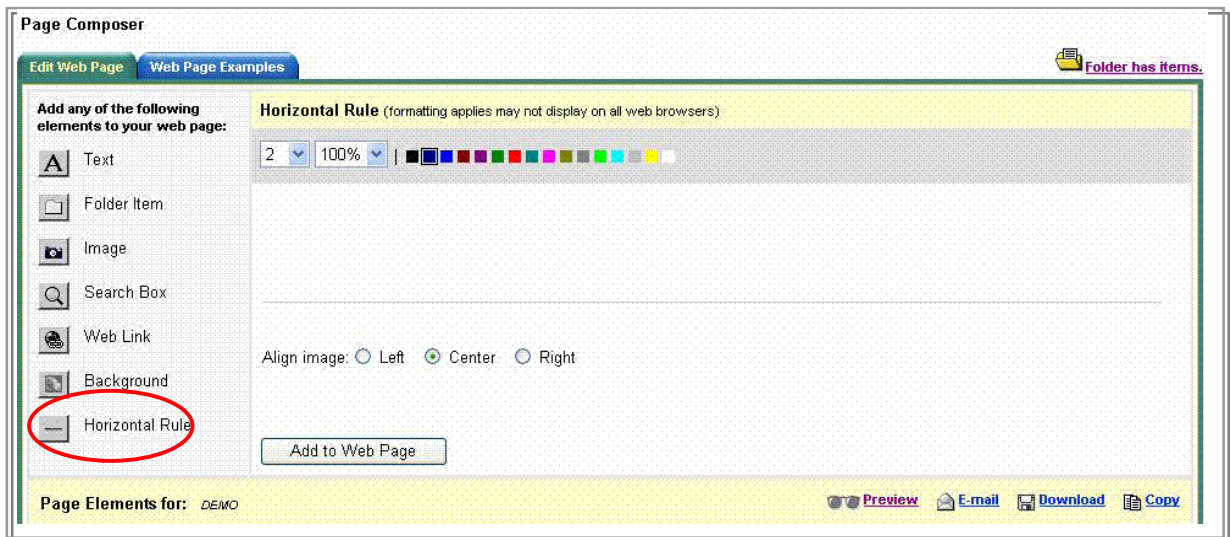


下圖為背景圖之呈現方式，您可讓背景圖全部覆蓋在頁面上，或是在文字上產生白色方框，可依照使用者之個人喜好使用。接著按下 Add to web Page 即可產生此背景圖示。



增加水平線

為使頁面呈現較為每關之畫面，使用者可用水平線之功能將各別呈現之內容分隔開來。使用方法如下所示：



1. 點選Horizontal Rule 圖示。
2. 選擇高度、寬度及顏色等。
3. 選擇排列方式。
4. 按下Add to web Page即可。

關於 Page Elements 介紹

在使用者設計工具列下方，即可發現Page Elements的頁面出現，此頁面會將上述使用者所有增加的項目呈現在畫面上，使用者並可透過Preview之功能來瀏覽頁面的設計成品，或是email、download及copy的方式將頁面輸出。

Page Elements for: DEMO [Preview](#) [E-mail](#) [Download](#) [Copy](#)

Edit		Use arrows to move items up or down on page		Delete
	Background Properties: Page Body: backgroundSky02.jpg			X
	Text Text: EBSCOhost Page Composer Formatting: Verdana, Size 22, Bold, Align Center, Navy	▲▼		X
	Result List Item Text Link: A Muckraking Model: Investigative Reporting Cycles in American History. By: Feldstein, Mark. Harvard International Journal of Press/Politics, Spring2006, Vol. 11 Issue 2, p105-120, 16p, 1 diagram; DOI: 10.1177/1081180X06286780; (AN 20423711) Formatting: Arial, Size 14, Align ,	▲▼		X
	Result List Item Text Link: The Baroque, Modernity, and Postmodernity in Latin American Political Culture. By: Bilbao, Luis Ochoa; Frankel, Paul. Review of Policy Research, Sep2005, Vol. 22 Issue 5, p727-735, 9p; DOI: 10.1111/j.1541-1338.2005.00169.x; (AN 18316316) Formatting: Arial, Size 14, Align ,	▲▼		X
	Image Caption: Main Logo Formatting: Arial, Size 10, Align Left, Black File: http://www.epnet.com/art/mainLogo.jpg Properties: Align Left, Alt Text=	▲▼		X
	Horizontal Rule Formatting: Height 2, Width 100%, Align Center ,	▲▼		X
	Search Box Text: Search By EBSCOhost Formatting: Arial, Size 14, Italic, Align Center, ff0000 Properties: Academic Search Premier, Align Center	▲▼		X
	Web Link Text Link: Visit Our Web Site Formatting: Arial, Size 14, Align Center, Navy Web Link Location: http://www.ebscohost.com/	▲▼		X

[Preview](#) [E-mail](#) [Download](#) [Copy](#)

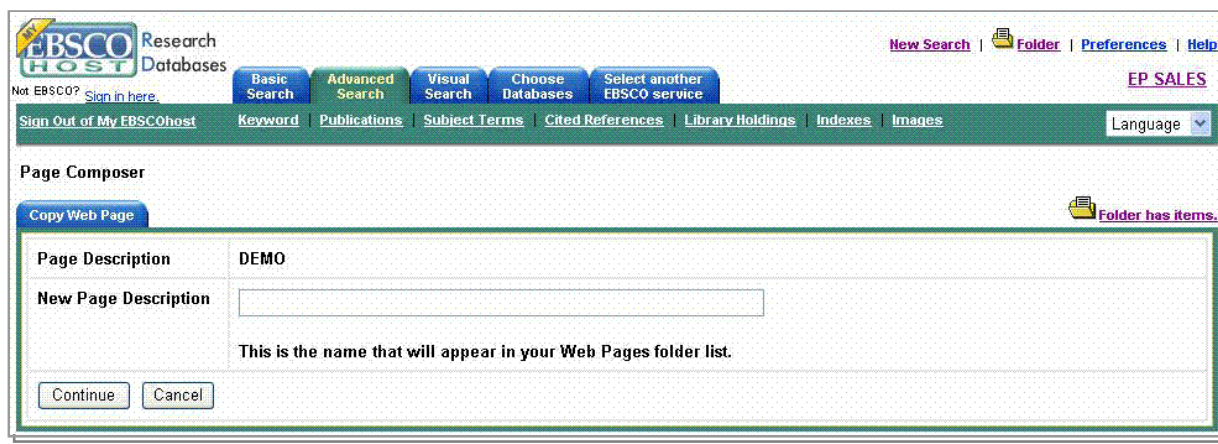
Email設計完畢之網頁成品

The screenshot shows the EBSCOhost E-mail Manager interface. At the top, there is a navigation bar with the EBSCOhost logo, "Research Databases", and links for "New Search", "Folder", "Preferences", and "Help". Below this is a secondary navigation bar with buttons for "Basic Search", "Advanced Search", "Visual Search", "Choose Databases", and "Select another EBSCO service". A third navigation bar contains links for "Sign Out of My EBSCOhost", "Keyword", "Publications", "Subject Terms", "Cited References", "Library Holdings", "Indexes", "Images", and a "Language" dropdown menu. The main content area is titled "E-mail Manager" and includes a "Back" link. A "Web Pages" tab is active, showing a form titled "Number of items to be e-mailed: 1". The form has three input fields: "E-mail Address" (with a note to separate addresses with a semicolon), "Subject", and "Comments" (a text area). A "Send" button is at the bottom of the form. A footer note provides links for "online help" and "online citation help".

Download設計完畢之網頁成品

The screenshot shows the EBSCOhost Page Composer interface. It features the same top navigation bar as the previous page. The main content area is titled "Page Composer" and includes a "Back" link. A "Web Pages" tab is active, showing a "Download Your Web Page" section. This section contains instructions: "Select the link below for your web page and background image. A dialog box will appear for each. Follow the instructions to save the items to your hard drive." Below the text is a blue "DEMO" link. Underneath the link is a small image of a blue sky with clouds, labeled "File Name: backgroundSky02.jpg". A red note at the bottom states: "Note: If you included image files on your web page, copy the image files to the same location as your web page so the images can be viewed." A "Folder has items." notification is visible in the top right corner of the content area.

Copy設計完畢之網頁成品



成品範例(以台大外語系為例)

