

Announcing **NEW VERSION RELEASED JULY 2002**
ENCYCLOPEDIA AMERICANA ONLINE 3.0
大美百科全書線上資料庫新版界面



Overview (新版概述)

Announcing the publication of Encyclopedia Americana 3.0

Grolier - Scholastic Library Publishing 2002 年 7 月宣佈發行
Encyclopedia Americana 3.0 (線上大美百科全書新版界面)

- **New Look - 嶄新面貌**

嶄新設計、全新改版，亮麗的版式，高水平、多功能且更為便捷的檢索界面。
新版大美由四個最主要的「版面模組 - 子資料庫」所構成：

- 1)、*Americana Encyclopedia* (大美百科全書)
- 2)、*Americana Journa* (大美線上新聞週刊)
- 3)、*Profiles* (人物略傳)
- 4)、*Editors' Picks* (本週精選熱門主題導讀)

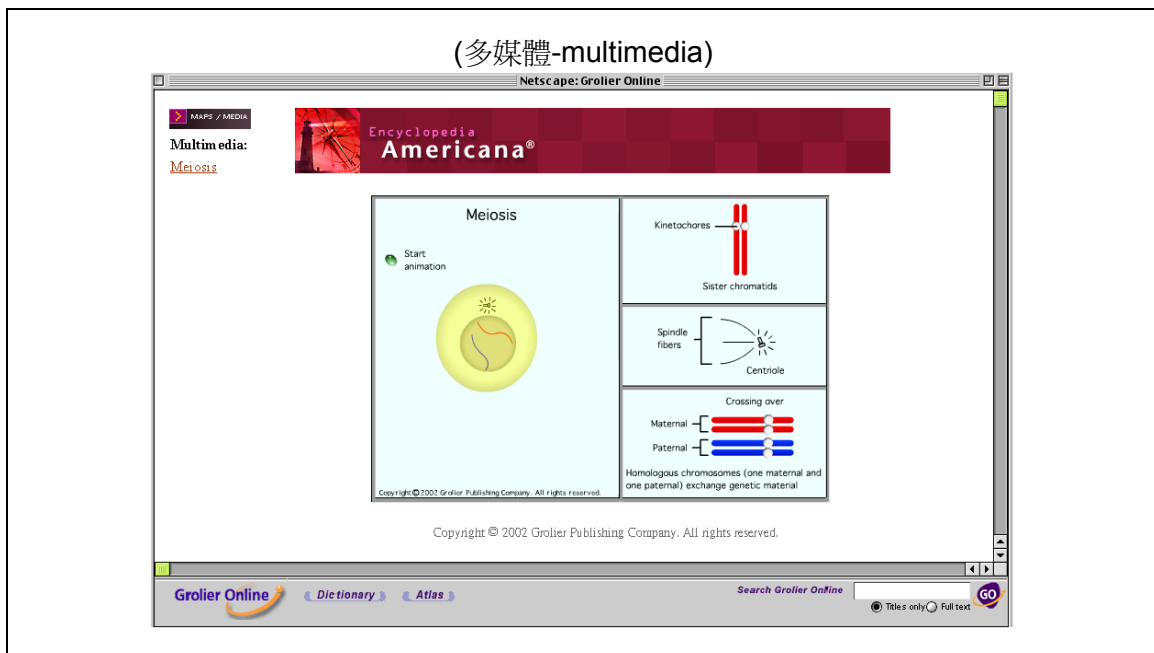
讀者由大美首頁或每個網頁之頁首皆可連結此四個「子資料庫」。值得一提的是新版大美爲了響應 [Americans with Disabilities Act \(ADA\)/Section 508-compliant](#) 美國社會福利-508 號傷殘資源法案，而新增了「可切換·無障礙全文網頁」並符合 [W3C-WAI-AA](#) 之標準。

EA3.0(大美百科全書)已徹底的重新設計改版，除了嶄新的外觀，也新增了許多特性與功能，大大提昇了使用的方便性。茲將其中最重要的新增特性及功能簡述如下：

- **8 New Features – 5 項「新增」+ 3 項「改版」重要特性**
 1. **Browse EA(新增)** - 「大美主題類別瀏覽」，以瀏覽主題類別之方式查詢其全文。
 2. **Americana Journal(改版)** - 「大美線上新聞週刊」，擴增其內涵及檢索方式。
 3. **Profiles(新增)** - 「人物略傳」，以瀏覽主題類別之方式查詢重要偉人、名人之傳記。
 4. **Editors' Picks(新增)** - 「本週精選熱門主題導讀」，提供研究初探之即時線上工具。
 5. **Text-Only Version(新增)** - 「可切換無障礙全文網頁」，專為視障、聽障人士提供。
 6. **OCLC WorldCat links(新增)** - 「OCLC 線上聯合目錄」，每一主題皆提供連結查詢。
 7. **EBSCO Periodical Link(改版)** - 「EBSCO 期刊全文連結」，新增檢索功能、週更新。
 8. **RAPID NAVIGATION OF INTERNAL ARTICLE SECTIONS(改版)** - 「本文快速瀏覽按鈕」。

EA3.0 可謂全面更新，除了上述重要的新功能之外，如下之新變革更是處處可見：

- **Additional Enhancements Throughout – 其他更新項目**
 - 不儘出現於首頁，「檢索窗口-search window」與「瀏覽按鈕-browse bar」亦遍及大美任何網頁上方的「頁首」，方便讀者隨時瀏覽或檢索其他主題之全文內容。
 - 嵌入之「字根檢索-stemming」功能，更方便自動查詢以該檢索詞為字根之所有詞彙(包括複數形)。
 - 加速了「主題檢索-Topic Search(Advanced Search)」功能 — 以更簡易的「下拉式選單-drop-down menus」取代以往的「彈出視窗 pop-ups」。
 - 新的「電子互動地圖-Interactive Atlas」
 - 大美之所有圖解與地圖皆可由「縮小圖像-thumbnail images」再連結到彈出視窗-pop-up windows 之「放大圖像」。
 - 新增科學理論與科技圖示之「多媒體-multimedia」素材。
 - 改進主題全文網頁之「多關聯性串節-chunking」，讓資訊的呈現方式提昇至更具邏輯協和之風貌。



Encyclopedia Americana 主題全文「Sample」 - France -

Netscape: Grolier Online

Encyclopedia Americana®

SEARCH AMERICANA []
 ARTICLE TITLES FULL TEXT JOURNAL FULL TEXT
 ADVANCED SEARCH

JOURNAL PROFILES EDITORS' PICKS HELP ABOUT

France

France. For many centuries France has been synonymous with civilization. For much of this time it not only was the foremost political power in Europe but also led the way in the arts and in literature, in social manners, in fashion, and in the refined enjoyment of living. France exported its language and its sophistication to the drawing rooms and palaces of Europe so that in 19th century St. Petersburg, for instance, French, rather than Russian, was the preferred language. Paris became the world's most brilliant capital. French rational thought set a standard for Europe in the work of Voltaire and others, and French sensibility in the novels of Proust and the art of the impressionists. French *haute cuisine* has colonized the kitchens of the world's greatest restaurants; even French lovers have built up an unrivaled (though not always justified) reputation for gallantry and finesse.

The People and the Land. Today the preeminence of French civilization is less evident, and France's genius has shown signs of weariness. But it remains a remarkable land with a remarkable people, quick-witted and humorous, volatile and fastidious. Their notorious individualism is at once their strength and their weakness: it is the source of their vitality, but also leads them into endless, destructive conflicts with each other. They lack some of the more disciplined civic virtues. France's profound traditionalism is similarly a strength and a weakness: it is a secret of the nation's inner stability and a resource against surface conflicts, but it also makes it harder for the French people to adapt to a modern age.

France has been favored by geography and by nature for the role it has played in history. Located on the western side of Europe, with outlets toward the Mediterranean and the Atlantic, France has a sturdy hexagonal shape and is second

Grolier Online® Search Grolier Online GO
 Article titles only Full text

Encyclopedia Americana 主題全文網頁導覽(Navigating) - 各項功能鍵及交互參照連結(Cross-reference Link) -

Netscape: Grolier Online

Encyclopedia Americana®

SEARCH AMERICANA []
 ARTICLE TITLES FULL TEXT JOURNAL FULL TEXT
 ADVANCED SEARCH

JOURNAL PROFILES EDITORS' PICKS HELP ABOUT

Encyclopedia Americana® ----- 回大美百科全書首頁

JOURNAL ----- 大美線上新聞週刊

PROFILE ----- 人物略傳

EDITORS' PICKS ----- 本週精選熱門主題導讀

HELP ----- 線上使用指引

ABOUT ----- 關於大美百科全書

SEARCH AMERICANA [] ----- 檢索大美百科全書

ARTICLE TITLES ----- 大標題檢索

FULL TEXT ----- 全文檢索

JOURNAL FULL TEXT ----- 線上新聞週刊檢索(含存檔)

ADVANCED SEARCH ----- 進階檢索(主題檢索)

選擇列印/EMAIL

目次表

地圖/多媒體

速見表

國旗

相關線上新聞週刊

參考書目

OCLC線上聯合目錄

EBSCO期刊全文

相關專業網站

資料庫內相關主題

回GROLIER ONLINE首頁 •• 6種線上即查字典 •• 線上互動地圖

跨資料庫檢索

Grolier Online® Dictionary Atlas Search Grolier Online GO
 Titles only Full text

Encyclopedia Americana Browse, & 頁底導覽 (Navigating)

- Browse & Bibliographic Citation & Toggle to Text-Only -

This screenshot shows a Netscape browser window displaying an article from Grolier Online. The browser title is "Netscape: Grolier Online". On the left, there is a vertical "BROWSE" menu with categories: ARTS, SOCIETY, GEOGRAPHY, HISTORY, PHILOSOPHY, RELIGION, SPORTS, SCIENCE, and TECHNOLOGY. The main content area contains three paragraphs of text. The first paragraph discusses the French academic education system. The second paragraph discusses the world economic slowdown of the 1970s. The third paragraph discusses the French mood in the 1980s. Below the text, the author "John Ardagh" is listed with the note "Author of France in the 1980s". There are links for "Top of Page", "Format for Bibliographic Citation", and a "NEXT >" button. At the bottom of the page, there are links for "Home", "Toggle to Text-Only", "Help", and "About". The browser's status bar shows "Grolier Online" and "Search Grolier Online" with a search box and a "GO" button. The bottom of the browser window shows "Article titles only" selected and "Full text" unselected.

This screenshot shows the Encyclopedia Americana homepage in a Netscape browser window. The browser title is "Netscape: Grolier Online". The page features a large "Encyclopedia Americana" logo at the top left. To the right of the logo is a "SEARCH AMERICANA" search box with a "GO" button. Below the search box are radio buttons for "ARTICLE TITLES", "FULL TEXT", and "JOURNAL FULL TEXT". A navigation bar contains links for "JOURNAL", "PROFILES", "EDITORS' PICKS", "HELP", and "ABOUT". On the left side, there is a "BROWSE" menu with categories: ARTS, SOCIETY, GEOGRAPHY, HISTORY, PHILOSOPHY, RELIGION, SPORTS, SCIENCE, and TECHNOLOGY. The main content area is titled "主題類別瀏覽" (Browse by Subject) and includes a sub-header "點選任一主題類別，即可檢索該類別所有全文" (Click on any subject category to search for all full text in that category). Below this, there is a "Format for Bibliographic Citation" link, a "Toggle to Text-Only" link, and a note "轉換至「無障礙」全文網頁" (Switch to "Barrier-free" full text web page). There are also "PREVIOUS" and "NEXT" buttons. At the bottom of the page, there are links for "Home", "Toggle to Text-Only", "Help", and "About". The browser's status bar shows "Grolier Online" and "Search Grolier Online" with a search box and a "GO" button. The bottom of the browser window shows "Titles only" selected and "Full text" unselected.

1. A new subject browse feature (*Browse EA*) for finding articles by category (主題類別瀏覽+檢索大美百科全書+主題進階檢索)



Subject Browse (主題類別瀏覽)

於大美百科全書的首頁、任一網頁之左側或 *Americana Journal* 的上方(頁首)，皆可點選「Browse -主題類別瀏覽」，依如下步驟存取所欲查詢之主題全文。

- 於 Browse 下方 8 種「主題類別 Subject」，點選欲查詢主題所屬之類別，如(Art, Technology..)。
- 點擊「主題類別 Subject」- Art，則出現一系列與 Art 相關之「類別 Category」(e.g., "Performing Arts")及「子類別 Subcategories」(e.g., "Vocal Classical Music")。
- 點選任一子類別，將彈出一「pop-up」視窗，裡頭含有與此子類別相關之所有「主題 Articles Titles」(e.g., "Carol")。
- 最後點選「主題 Articles Title "Carol"」即可存取其全文。

Search Americana (檢索大美百科全書)

此為大美最主要之檢索欄位，於大美百科全書的首頁、任一「非 Journal 網頁」之右上方(頁首)，皆可點選「SEARCH AMERICANA - 檢索大美」，獲取所欲查詢之主題全文。

- 在「條件輸入欄」鍵入檢索詞，例如 computer，按"SEARCH AMERICANA"按鈕。
- Article Titles(大標題檢索) - 為預設值，點選 Article Titles，檢索結果頁將條列出「大標題」含「檢索詞」條件之所有大標題。
- Tull Text(全文檢索) - 點選 Tull Text，檢索結果頁將條列出「主題全文」裡含「檢索詞」條件之所有大標題。
- Journal Full Text(新聞主題全文檢索) - 點選 Journal Full Text 將直接出現含此「檢索詞」之所有「新聞主題全文」。

Topic Search (Advance Search)

The screenshot shows the Encyclopedia Americana website in a Netscape browser window. The main page features a navigation menu on the left with categories like ARTS, SOCIETY, GEOGRAPHY, HISTORY, PHILOSOPHY, RELIGION, SPORTS, SCIENCE, and TECHNOLOGY. A 'BUILD SEARCH' button is highlighted. An inset window titled 'Advance Search' provides instructions in Chinese. To the right, a 'Query Builder' window is open, showing a hierarchical selection process: 'Subject' (Arts) > 'Visual Arts' > 'Please select a subcategory (Optional)'. The 'Add' and 'Done' buttons are visible at the bottom of the Query Builder window.

Advance Search
「主題檢索」乃是利用多重主題分類索引之瀏覽選項，組成一連串檢索條件，以得到較特定的檢索結果。可在每頁頁首右上方點選Advance Search，以進入主題檢索頁；按“BUILD SEARCH”，將出現“QUERY BUILDER”視窗，以便開始建構檢索條件。

Topic Search - Advance Search (主題進階檢索)

「主題進階檢索 Topic Search」乃是利用逐一點選「多重主題分類索引 - Subject、Form、Place」其中各自之下拉式選單，共同組成一連串檢索條件，以獲得一組相同條件下較特定之檢索結果。依如下步驟獲取所欲查詢之特定檢索結果。

- 1. 可在首頁右上方或每頁頁首右上方點選“Advanced Search”，以進入主題檢索頁。
- 2. 於主題檢索頁按“BUILD SEARCH”，將彈出一“QUERY BUILDER”視窗。
- 3. 開始於此“QUERY BUILDER”視窗依三類主題形態：學術主題(Subject)、文件內事件類型(Form)、地點(Place)逐一建構檢索條件。
- 4. 三類主題之下皆有一至三層之次分類，各層分類索引皆為下拉式選單。逐層點選欲檢索之類別，然後按右下方之“Add”。檢索條件將顯示於主題檢索頁上。
- 5. 當做完所要的選項，按右下方之“Done”，組合成之檢索條件將一一條列於主題檢索頁，而“QUERY BUILDER”視窗將關閉。
- 6. 注意事項
 - (1) 主題之選項可以是單一的，也可以是多重的。
 - (2) 各主題之間的關係，預設值為“AND”，可下拉改選“OR”，“NOT”。
 - (3) 若欲刪除某一主題，按左邊之勾選方塊，取消勾選即可。
 - (4) 若欲再限制檢索範圍，可在最下方之“Search Term”欄輸入字、詞或字串，加一全文檢索條件。
- 7. 按“PERFORM SEARCH”，開始檢索。

2. A new research-starter tool, with Web links, called *Editors' Picks* (本週精選熱門主題導讀)

Editors' Picks



Editors' Picks(本週精選熱門主題導讀)

大美首頁及任一網頁之上方，都有「Editors' Picks」。

Editors' Picks 係由大美編輯群於網路中精選本週四個具重要特性、值得報導的熱門主題，發表四篇短文，主網頁先就此四個主題做扼要介紹，點選其中任一主題並非連結至大美之主題全文，而是一篇「小品短文」。

此篇短文呈現的相當精簡，可謂為「導讀」，短文裡另有超連結至兩處線上資源：

- 1).Encyclopedia Americana 裡相關的主題全文。
 - 2).經由編輯群細心篩選且加以評註、可供此一主題做進一步深入探討的網站資源。
- 第二週，四個新的熱門主題導讀又將呈現於主網頁。每週出刊的 Editors' Picks 將以九種不同的「主題類別 Category」存檔供瀏覽查詢，讀者可於 Editors' Picks 之主網頁及 Editors' Picks 之任一網頁上方頁首 Categories 做瀏覽查詢。

→ 「Editors' Picks - 本週精選熱門主題導讀」，誠可供學子或有興趣的讀者做為研究初探之即時線上工具。

3. A greatly expanded and fully redesigned *Americana Journal* (大美線上新聞週刊)

Feature Stories+Teacher Guide+ Internet access to newspapers worldwide
本週熱門新聞導讀(Feature Stories) – 摘自 EBSCO Periodical Content

The screenshot shows the 'Encyclopedia Americana' website. At the top, there's a search bar and navigation tabs for 'BROWSE', 'JOURNAL', 'PROFILES', and 'EDITORS' PICKS'. The 'JOURNAL' tab is active, leading to a page with several sections: 'Feature Stories' (with a link to 'Ethnic Split Grow in Afghanistan's Government'), 'Cross References' (listing Teachers' Guide, EA Articles, Journal Entries, and News Source), and 'EBSCO Periodical Content'. A copyright notice for Christian Science Publishing Society is present. The footer includes 'Grolier Online' and 'Search Grolier Online'.

Search Americana Journal 檢索大美線上新聞週刊

The screenshot shows the search interface for 'Americana Journal'. It includes a search form with the following elements:

- Country or international organization:** A dropdown menu set to 'All'.
- and:** A dropdown menu.
- Date:** Three dropdown menus for 'Month', 'Day', and 'Year'.
- OR 或:** A section separator.
- Date Range:** Two sets of dropdown menus for 'From' and 'To', each with 'Month', 'Day', and 'Year' options.
- AND:** A section separator.
- Full Text Search:** A text input field with 'SEARCH' and 'CLEAR' buttons below it.

 On the right side, there are 'Search Tips' and 'Searchable' sections. The search tips include:

- Select a country from the **Country or international organization** pull-down menu or, [於下拉式選單中點選國家或國際組織]
- Select a specific date (month, day, and year) from the **Date** pull-down menu or, [於下拉式選單中點選特定之年、月、日]
- Create a **Date Range** by selecting month, day, and year in both the **From** and **To** categories or, [查詢某起迄時間範圍之新聞]
- Select both a country and a **Date** or **Date Range** and/or, [點選國家與日期 / 或國家與某起迄時間範圍]
- Enter a term in the full text search. [鍵入檢索詞作「全文檢索」]
- Click **Search**. [Click「點擊」檢索]

 The footer includes 'Grolier Online' and 'Search Grolier Online'.

Americana Journal (大美線上新聞週刊)

新改版的 *Americana Journal* 擁有著現代化新穎的外觀及更堅實的內涵。

新版的內容包括：

- **Feature Stories**(本週熱門新聞導讀)
- **Teachers' Guides**(教師指南)
- **Internet Access to Newspapers Worldwide**(瀏覽全球各地電子報)
- **Search Americana Journal**(檢索大美線上新聞週刊)
 - **Enhanced Search Menu** 已擴增之檢索功能選項
- **Journal Entries**(新聞主題全文)
- **Searchable by Keyword - Journal Full Text**(輸入檢索詞查詢全文)

Feature Stories(本週熱門新聞導讀) →

於首頁或任一網頁上方點擊 *Journal* 都將連結到一個包含三個「本週熱門新聞主題」的主網頁。其中呈現有本週探討的共通性論題而不同來源的三篇報導。

***Feature Archive - Americana Journal** 任一網頁之左側及 **Feature Stories** 的下方都有一個 **Feature Archive** 按鈕，可依洲別瀏覽各洲之「熱門新聞導讀」存檔。

Teachers' Guides(教師指南) →

三篇報導右上方具一個連結「**Teacher's Guide**」的按鈕，**Teacher's Guide** 由課程專家們針對此三篇報導之共通論題細心編審而成，內含課程討論方針、教學活動指引。此教師指南鼓勵讀者藉由「熱門新聞導讀」及內含之互動資源，透視當代發生之重要事件、瞭解不同的觀點，亦能研讀事件歷史始末之關連性。

Teacher's Guide 內另含

- 1). **Encyclopedia Americana** 裡相關的主題全文。(於 **Guide** 本文裡)
- 2). **Journal Entries** 與此論題相關國家的新聞主題存檔。(於 **Guide** 右上方)
- 3). **News Source** 與此論題相關國家的地區性電子報及雜誌期刊資源。(於 **Guide** 右上方)

Internet Access to Newspapers Worldwide(瀏覽全球各地電子報) →

- 1). **The News Source**(檢索全球各地電子報) - *Americana Journal* 任一網頁之左側。
- 2). **News Source – Local Sources**(瀏覽地區性電子報) - *Americana Journal* 大部份網頁之右上方與每個「新聞主題全文」(**Journal Entry**)的上方。

Search Americana Journal (檢索大美線上新聞週刊)

- **Enhanced Search Menu** 已擴增之檢索功能選項 →

Americana Journal 為一可檢索之新聞資料庫，大美編輯群們每週即時編纂更新了 250~300 個全世界各國新的重要新聞事件主題，其中部份新聞主題也附上 **Associated Press** 之特寫攝影圖片。檢索大美線上新聞週刊之方法如下：

於大美首頁中及任一網頁上方點擊 *Journal* 都將連結到 *Americana Journal* 之主網頁，於主網頁頁首右方按「**Search journal**」，將彈出「**Americana Journal**」檢索視窗。已擴增之檢索功能選項包含以下五種 —

- 1). **Select a Country from the Country or International Organization**
於下拉式選單中點選國家或國際組織。
- 2). **Select a specific date[month, date and year] from the Date**
於下拉式選單中點選中點選特定之年、月、日。
- 3). **Create a Date-range by selecting month, date and year in both the From and To Categories**

於 **Date-Range** 選項中點選 **From and To** 兩個(年、月、日)下拉式選單以查詢某起迄時間範圍之新聞。

- 4). **Select both a Country and a Date or Date Range**
 - a) 點選國家與特定日期之新聞
 - b) 點選國家與某起迄時間範圍之新聞。
- 5). **Enter a term in the Full-Text Search**

鍵入檢索詞做全文檢索 —

 - a) **Full-Text Search only** 只以「檢索詞」查詢全文。
 - b) **Full-Text Search and a Country** 以「檢索詞」+「國家」查詢全文。
 - c) **Full-Text Search and a specific date** 以「檢索詞」+「特定日期」查詢全文。
 - d) **Full-Text Search and a Date-range** 以「檢索詞」+「起迄時間範圍」查詢全文。
 - e) **Full-Text Search and a Country and a Date or Date Range**
以「檢索詞」+「國家」+「特定日期」或「起迄時間範圍」查詢全文。
- 6). **Clear Search** - 點擊「**Search**」存取 **Journal Entries** 新聞主題全文。

Journal Entries(新聞主題全文) →

Journal Entries 可藉由 **Encyclopedia Americana** 三個途徑查詢而得：

- 1). 檢索 **Search Americana Journal** 。
- 2). 點選 **Feature Stories**、**Teachers' Guides** 右上方之 **JOURNAL ENTRIES** 。
- 3). 點選大美裡任一「國家之主題全文網頁」右上方之 **JOURNAL ENTRIES** 。

檢索所得之每個「新聞主題全文」上方具五個功能鍵，方便讀者連結以瀏覽進一步相關資料，分述於下 —



Article - 連結至 **Encyclopedia Americana** 裡此則新聞所屬「國家之主題全文網頁」。

Flags - 連結至此則新聞所屬國家之國旗。

Maps - 連結至此則新聞所屬國家之地圖。

News Sources - 連結至此則新聞所屬國家之地區性電子報及雜誌期刊資源。

Web - 連結至此則新聞所屬國家相關之重要網站資源。

Searchable by Keyword - **Journal Full Text**(輸入檢索詞查詢全文) →

- 1). **Journal Full Text** - 於大美首頁及任一非 **Journal** 之網頁的右上方，皆有一個「**Search Americana** 檢索窗口」及其下方之「**Journal Full Text** 查詢新聞主題全文」選項，於「檢索窗口」下檢索詞，然後點選「**Journal Full Text**」、再按「**Search Americana**」將出現含此檢索詞之所有「新聞主題全文」。
- 2). **Full Text Search** – 於任一 **Americana Journal** 網頁，按右上方之「**Search Journal**」所彈出之檢索視窗下方，有一個 **Full Text Search**「檢索窗口」，輸入檢索詞，然後點選 **Search**，亦可查詢出含此檢索詞之所有「新聞主題全文」。

4. A new biography browse feature called *Profiles* (大美人物略傳)



Profiles (大美人物略傳)



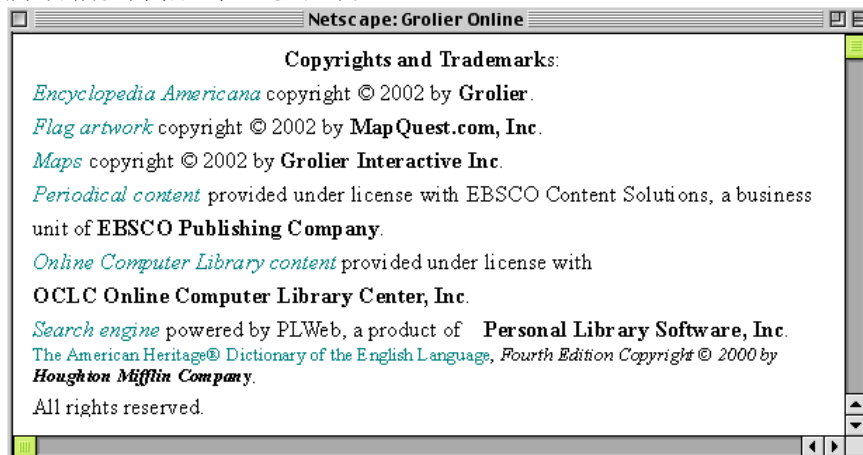
讀者於大美首頁及任一網頁上方頁首點選“Profiles”，能立即瀏覽「大美人物略傳」。主網頁上方含九種不同主題類別之人物傳記選項(Art, Literature, Sport...)，點選各類別則將呈現一個含有此主題類別超過 250 位重要人物之表單，點選欲查詢之人物，即進入其傳記全文。



「大美人物略傳」係編輯群由大美百科全書中篩選出最常被查閱的名人、偉人傳記，總數近 2000 位。

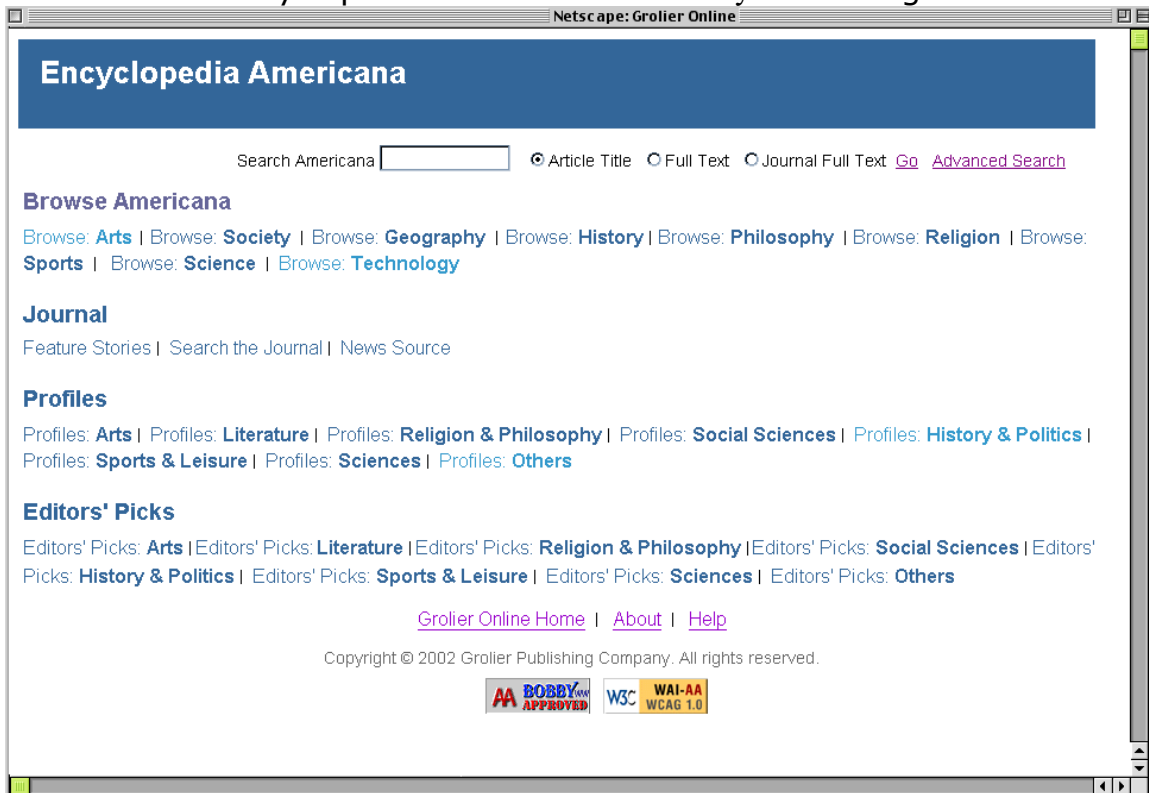


每週主網頁亦將輪流介紹四位重要人物。



5. A complete text-only version of the encyclopedia for users with disabilities
(W3C Level AA 無障礙全文網頁)
大美「無障礙全文網頁首頁」

Encyclopedia Americana Text-Only Home Page



由一般網頁可切換至「無障礙全文網頁」



大美 Text-Only 版的每一個 Webpage 皆有
The Americans with Disabilities Act (ADA) Compliance
W3C Web Accessibility Initiative (WAI) Level AA 認可之 Logo



Encyclopedia Americana Text-Only Versions(大美文字版無障礙全文)

爲了讓視障、聽障人士獲得平等使用資訊的權利，響應 [Americans with Disabilities Act \(ADA\)/Section 508-compliant](#) 美國社會福利-508 號傷殘資源法案，Grolier Online 七種線上資料庫都另將增闢一專門提供視障、聽障人士使用的「無障礙全文」界面，新版大美率先開始。

這個新增界面稱爲「Text-Only」— 文字版無障礙全文網頁。網頁內容除了仍保留地圖、圖解與國旗外，其它像 video, animations, and sound files 等皆已排除掉。

Text-Only Versions - 「文字版無障礙全文網頁」與一般圖形版於文字內容完全相同，但對一般讀者而言 Text-Only Versions 與圖形版則有迥然不同的觀感，所以如此處理，主要是爲了協助視障、聽障人士使用網頁資訊時所必備的標準支援。就大美整個 Text-Only Versions 而言，完全遵照 W3C's Web Accessibility Initiative (WAI) Level AA 之標準，也符合了美國社會福利-傷殘資源法案所訂定的政策方針。

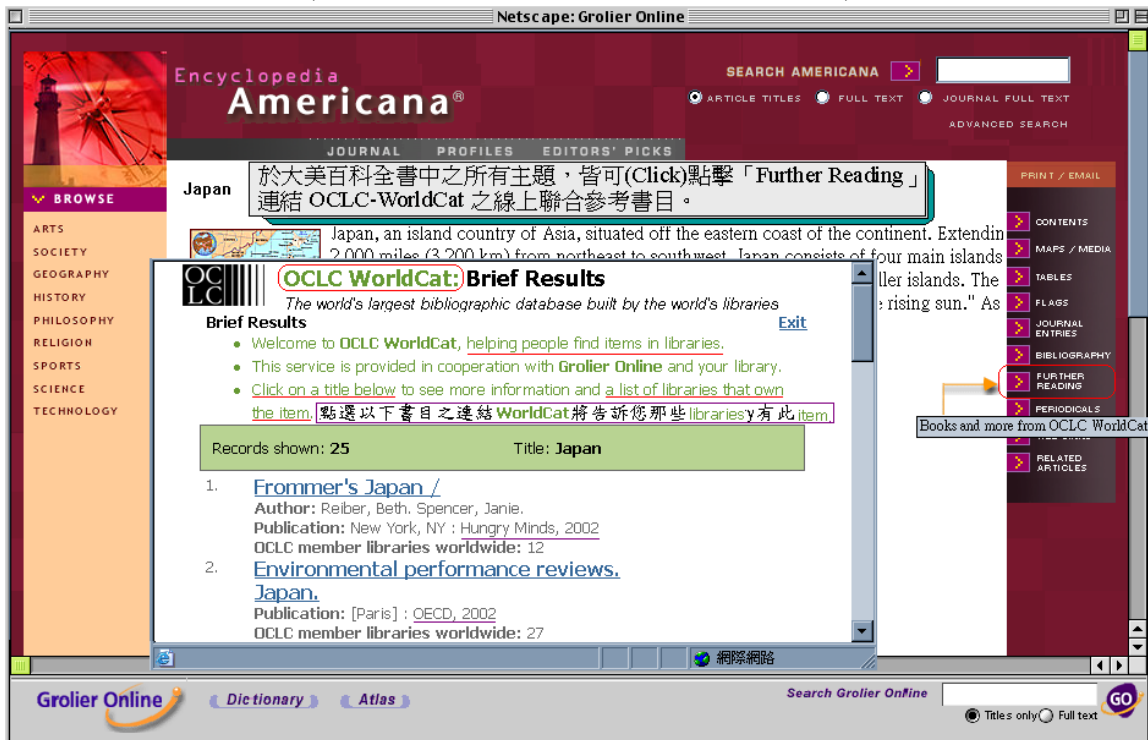
如何進入 Encyclopedia Americana 之 Text-Only Versions 「文字版無障礙全文網頁」：

- (1) 點擊 Grolier Online 首頁右上方之 Text Only 進入「大美文字版無障礙全文網頁」首頁。
- (2) 點擊大美首頁右上方之 TEXT-ONLY SITE 進入「大美文字版無障礙全文網頁」首頁。
- (3) 圖形版大美的任一網頁下方(頁尾)皆具一連結按鈕「Toggle to Text-Only」，點擊此按鈕將立即切換至「無障礙全文網頁」。

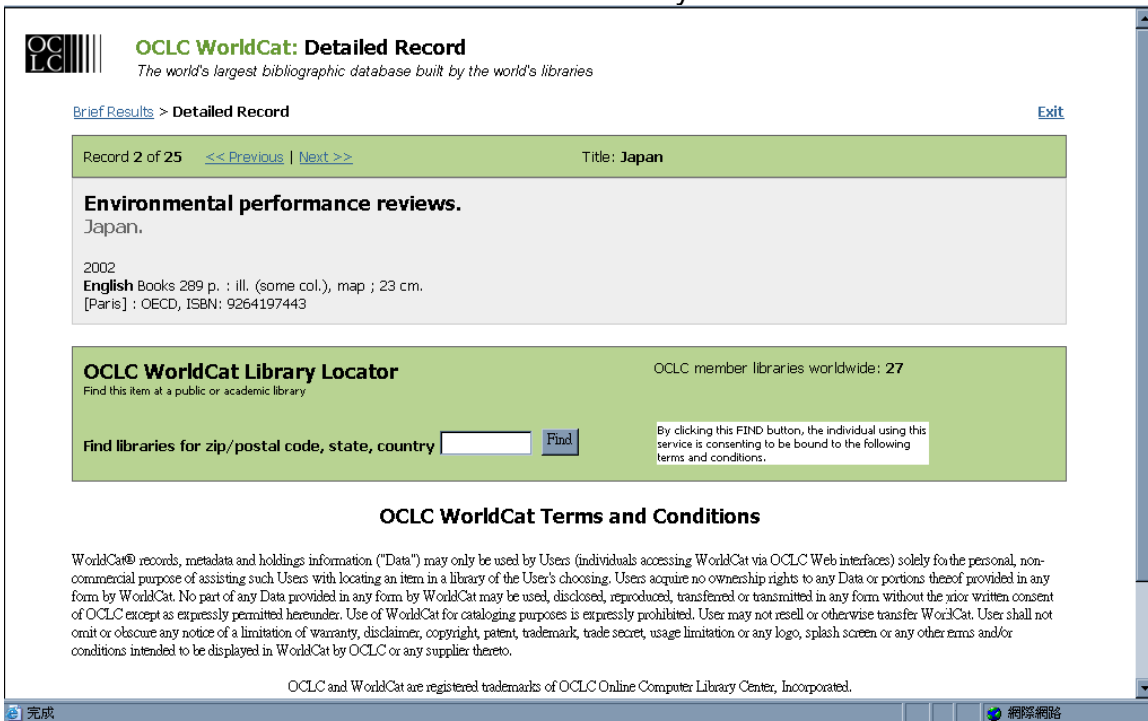
大美 Text-Only 版的每一個網頁下方皆有

- The Americans with Disabilities Act (ADA) Compliance 認可之 Logo.及
- W3C Web Accessibility Initiative (WAI) Level AA 認可之 Logo.

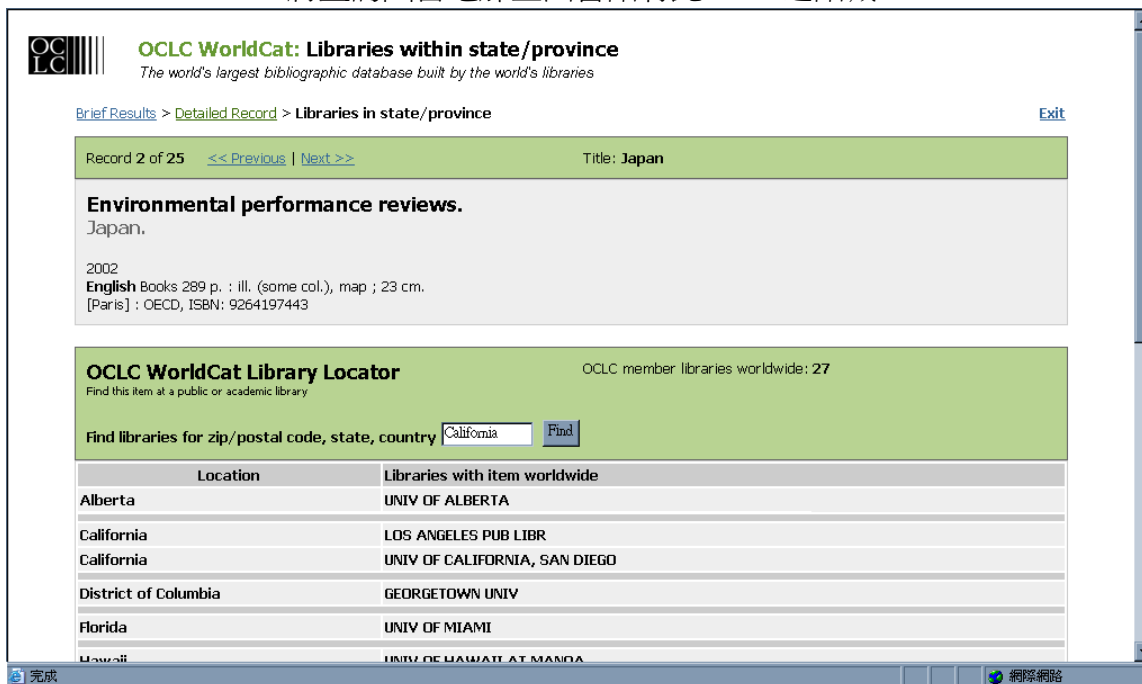
6. A new third-party asset (OCLC) that provides extensive bibliographies for all entries (OCLC – WorldCat 線上聯合參考目錄)



點擊「OCLC WorldCat」查詢結果之書目，將連結到 OCLC “WorldCat Library Locator”



於“WorldCat Library Locator”中輸入「郵遞區號」、「州別」或「國名」，
將查詢出當地那些圖書館有此 Item 之館藏



The screenshot displays the OCLC WorldCat interface. At the top, it says "OCLC WorldCat: Libraries within state/province" with the tagline "The world's largest bibliographic database built by the world's libraries". Below this, there are navigation links for "Brief Results" and "Detailed Record", and a link to "Libraries in state/province". The main content area shows "Record 2 of 25" and "Title: Japan". The record title is "Environmental performance reviews. Japan." with a publication year of 2002. Below the record, there is a search box for "Find libraries for zip/postal code, state, country" with "California" entered in the country field. A table below lists libraries worldwide that hold the item.

Location	Libraries with item worldwide
Alberta	UNIV OF ALBERTA
California	LOS ANGELES PUB LIBR
California	UNIV OF CALIFORNIA, SAN DIEGO
District of Columbia	GEORGETOWN UNIV
Florida	UNIV OF MIAMI
Hawaii	UNIV OF HAWAII AT MANOA

OCLC – WorldCat (線上聯合目錄)

→ OCLC WorldCat® (OCLC 線上聯合目錄) 是世界最大的線上書目資料庫，含世界各地上千個 OCLC 會員圖書館(皆為高等教育圖書館)之館藏共五千萬筆書目資料，可點選查詢結果的 Libraries 得知該書目之存藏地。

→ 大美每個主題全文網頁的右上方都有一個「Further Readings」之按鈕，點擊此按鈕將直接查詢出 OCLC WorldCat® (OCLC 線上聯合目錄) 書目資料庫中與此主題相關的 25 筆重要書目資料。

→ 點擊以上「OCLC WorldCat」查詢結果之任一書目，將連結到 OCLC “WorldCat Library Locator”。

→ 於“WorldCat Library Locator”中輸入「郵遞區號」、「州別」或「國名」，將查詢出當地那些圖書館有此 Item(書目)之存藏。

Americana Internal Bibliographies (大美百科全書內部自涵的參考書目)

→ 大美百科全書內部亦自涵有 9000 筆重要參考書目，讀者可於主題全文網頁的右上方點擊「Bibliography」按鈕，將彈出一「Bibliography」視窗，介紹此一主題之書目資料。

7. Grolier Online Periodicals with EBSCO

「EBSCO 期刊全文連結」

Grolier Online Periodicals

The articles listed below along with their abstracts contain information related to your research. Click on the title to view the full text of the article. Articles are displayed chronologically, most recent articles first.

Selected Articles Provided by: **EBSCO**
Periodical content furnished under license with EBSCO Content Solutions. All rights reserved.

50 documents found [Back to article "Baseball"](#) [About Periodical Links](#)

Search Periodicals [Go](#)

Enter a term or terms here to run additional searches for periodical articles.

1 By: [Starr, Mark](#), " [MINOR-LEAGUE BASEBALL](#)," *Newsweek*, 8/5/2002, Vol. 140 Issue 6, p60, 1/4p, 2c Suggests that one start watching minor league baseball games in the U.S. if major-league baseball goes on strike. View that the Red Barons is the best team, Sean Burroughs and Hank Blalock are the best players, and the Toledo Mud Hens' field in Ohio is the best stadium; Rivalry between the Rochester Red Wings and the Syracuse SkyChiefs; Best mascot; Price of tickets and websites that sell them.

2 By: [Hyman, Mark](#), " [DOWN TO THEIR LAST OUT?](#)," *Business Week*, 6/10/2002 Issue 3786, p64, 1p, 1 chart, 1c Analyzes the falling revenues and attendance levels for Florida's two Major League Baseball (MLB) teams, the Florida Marlins and

Grolier Online Periodicals

MINOR-LEAGUE BASEBALL

Starr, Mark, "MINOR-LEAGUE BASEBALL," *Newsweek* 8/5/2002, Vol. 140 Issue 6, p60, 1/4p, 2c

What should you do if major-league baseball goes on strike (again)? Don't give up on our national pastime. Just tune in to the minors, and watch the game as God intended--in cheap seats. How to talk like a pro:

BEST TEAM

Red Barons: Led by star outfielder Marlon Byrd, the Scranton-Wilkes-Barre Barons win at a .650 clip--far better than their last-place parent club in Philly.

Grolier Online Periodicals with EBSCO (EBSCO 期刊全文連結)

→ 大美百科全書由 EBSCO Content Solutions 提供了數量超過 100,000 篇的期刊全文，使讀者於查詢資料時增強其內涵及實用性，每一篇新的期刊全文都將維持六年之存檔。

- ◆ EA 3.0 目前連結的 EBSCO 期刊全文種類已從原來的 148 種擴增到目前的 700 種。
- ◆ 2003 年初大部份期刊全文主題將另提供 PDF format，讓使用時更近於原版風貌。
- ◆ 大美裡每一主題皆可直接連結至由編輯們預先篩選過的「相關 EBSCO 期刊全文」。
- ◆ 讀者也可以自己於檢索結果頁 (search results page) 上方之檢索窗口 (search dialog box) 鍵入檢索詞直接查詢。
- ◆ EBSCO 期刊全文之更新瀕率由原來的 Quarterly (季更新) 改為 Weekly (週更新)。

→ EBSCO 期刊全文查詢方法



- 於大美任一主題全文網頁右側上方，點選「Periodicals」按鈕。
- 將呈現 xx documents found 之 Search results page (檢索結果頁)，條列與該主題相關的 EBSCO 期刊全文之索摘 (Citation Index with Abstracts)，點選其中任何一個 Citation Index 即可連結期刊全文。
- Search results page (檢索結果頁) 上方具一檢索窗口 (search dialog box) 鍵入檢索詞，直接查詢 EBSCO 期刊全文。

8. RAPID NAVIGATION OF INTERNAL ARTICLE SECTIONS(本文快速瀏覽按鈕)

大美「主題全文網頁」右側尚有六種快速瀏覽按鈕，使讀者更便於利用主題全文及連結相關資訊，分述於下：

→“Table of Contents”(主題全文目次表)

較長之主題會將全文分成若干細目部分，點擊“Table of Contents”按鈕，將連結到目次表，便於快速瀏覽細目標題，按其中之一細目則連結至該細目部分之全文。

→“Related Articles”(相關大標題) 150,000 個 Links

點擊“Related Articles”按鈕將連結到另一網頁，條列了大美整個資料庫裡頭與此主題相關的所有大標題，方便讀者於大美內做「進階參閱」。

→“PRINTER-FRIENDLY” AND E-MAIL ARTICLE FUNCTIONS(選擇列印控制鍵/Email 按鈕)

具雙重功能之按鈕

(1) PRINTER-FRIENDLY

如同 Table of Contents，此按鈕將全文分成若干細目部分，方便讀者勾選所欲列印的一個或多個細目全文，隨後按「Print Review」按鈕。

(2) E-MAIL ARTICLE

與 Printer-friendly 相同，於勾選所欲列印的一個或多個細目或全部之後，暫不列印，而點擊上方之「E-MAIL ARTICLE」按鈕，隨後鍵入收件者 E-MAIL ADDRESSES，即可成功發出所選擇之全文。

→Web Links(相關網站連結) 155,000 個 Links

點擊“Web Links”按鈕將連結到另一網頁，條列了由專業編輯細心篩選的相關網站連結，並於每一相關網站下附一個便箋(簡短評註)。此一具 155,000 個 Web Links 之龐大網站連結稱為「Grolier Internet Index」，因為此一功能乃構成 *ENCYCLOPEDIA AMERICANA* 完整性所不可或缺之重要部份，所有 Web sites 及其評註必須每月更新，確保其新穎、正確、以及與原主題之相關性。

→Tables(速見表) 1,680 個資料速見表

點擊“Tables”按鈕將連結到一表格形式之網頁，其中包含有數種形式，如 tables(一般資料表), factboxes(速見表), information-highlight boxes(資料集萃), glossaries(術語表) 等。

→Maps/Media(地圖與多媒體)

點擊“Maps/Media”按鈕將彈出一「pop-up」視窗，裡頭條列有地圖連結及多媒體連結，點選某一地圖或多媒體連結，將直接陳列該地圖或呈現該多媒體檔。

The screenshot shows a Netscape browser window titled "Netscape: Grolier Online". The main content area displays a menu titled "RAPID NAVIGATION OF INTERNAL ARTICLE SECTIONS". The menu items are listed on the left, with corresponding descriptions on the right:

- “PRINTER-FRIENDLY” AND E-MAIL ARTICLE FUNCTIONS
- “Table of Contents”
- Maps/Media
- Tables
- Web Links
- “Related Articles”

The central part of the menu is a vertical list of options with red arrows pointing right:

- JOURNAL FULL TEXT
- ADVANCED SEARCH
- PRINT / EMAIL
- CONTENTS
- MAPS / MEDIA
- TABLES
- FLAGS
- JOURNAL ENTRIES
- BIBLIOGRAPHY
- FURTHER READING
- PERIODICALS
- WEB LINKS
- RELATED ARTICLES

On the right side of the browser window, there are descriptions for the menu items:

- 本文快速瀏覽按鈕 (選擇列印控制鍵/Email 按鈕) (主題全文目次表)
- (地圖與多媒體)
- (速見表) 1,680 個資料速見表
- (相關網站連結) 155,000 個 Links
- (相關大標題) 150,000 個 Links

The browser's status bar at the bottom shows "Grolier Online" with navigation buttons for "Dictionary" and "Atlas", a search bar with "Search Grolier Online" and a "GO" button, and radio buttons for "Titles only" and "Full text".

(附錄)

Web Site Accessibility

Grolier Online is committed to providing accessible Web pages for disabled users and has enabled a variety of techniques and additional features in this product. Following the World Wide Web Consortium's (W3C) Web Accessibility Initiative (WAI) Checkpoints, Grolier has included a text-only version of the *Encyclopedia Americana* in the present release. The W3C plays the leading role in defining standards for the Internet, including the promotion of a high degree of usability for people with disabilities.

We hope you will find it both visually appealing and fully accessible while allowing full and equal access to blind or visually impaired visitors who use screen-reading or magnification technology. If you use a text-based browser, a screen reader, a Braille terminal, or any other adaptive device, you should have no difficulty accessing any information on this Web site.

The *Encyclopedia Americana Online* is proud that our Web site meets the requirements of the [World Wide Web Consortium \(W3C\)](#) (Level AA), [Bobby](#) and [Section 508](#) (of the Rehabilitation Act) of the Workforce Investment Act of 1998.

ADA Compliance

The *Americans with Disabilities Act* (ADA) is aimed at providing equal access of goods, services, and opportunities to people with disabilities. Acknowledging these aims, Grolier Online presents in this release a specially designed text-only version of the *Encyclopedia Americana*. The text-only version conforms to the following standards.



(I) **W3C Web Accessibility Initiative (WAI) Level AA.** The commitment of the World Wide Web Consortium (W3C) is to lead the Web to its full potential, including promoting a high degree of usability for people with disabilities. The *Americana's* attainment of Level AA conformance means that the product complies with all requirements identified by the W3C as priority 1 and priority 2—essentially those items outlined in the Accessibility section, above. Further refinements (such as place-hold characters in dialog boxes and abbreviated table headings) are expected in the future.



(II) **Bobby Level AA.** *Bobby WorldWide*, created by the nonprofit Center for Applied Special Technology (CAST), is a tool for Web page authors that helps them identify those changes necessary to enable users with disabilities to more easily access their Web pages. For example, a blind user will be aided by the addition of a sound track to a movie, and a hard-of-hearing user will be aided by the use of a written transcript of a sound file. *Bobby* acts to recommend these features where they do not already exist on Web pages that contain video or audio elements.

The *Americana's* attainment of *Bobby* Level AA conformance means that the product complies with all requirements identified by *Bobby WorldWide* as key priorities in expanding opportunities for people with disabilities—again, those items outlined in the Accessibility section, above. Further refinements (as noted above) are expected in the future.

(III) **U.S. Electronic and Information Technology Accessibility Standards.** The *Encyclopedia Americana* also meets the federal Electronic and Information Technology Accessibility Standards, known as Section 508. The relevant Section 508 information is as follows:

On August 7, 1998, the President signed into law the Workforce Investment Act of 1998, which includes the Rehabilitation Act Amendments of 1998. Section 508 of the Rehabilitation Act Amendments, as amended by the Workforce Investment Act of 1998, requires that when Federal agencies develop, procure, maintain, or use electronic and information technology, they shall ensure that the electronic and information technology allows Federal employees with disabilities to have access to and use of information and data that is comparable to the access to and use of information and data by Federal employees who are not individuals with disabilities, unless an undue burden would be imposed on the agency. Section 508 also requires that individuals with disabilities, who are members of the public seeking information or services from the Federal agency, have access to and use of information and data that is comparable to that provided to the public who are not individuals with disabilities.



GROLIER ONLINE ADA COMPLIANCE POLICIES

Grolier Online is in the process of creating Americans with Disabilities Act (ADA)-compliant versions of all its encyclopedia databases, beginning with the *Encyclopedia Americana* (July 2002) and *The New Book of Popular Science* (August 2002). Given the complex nature of many of the features in our encyclopedias, we have adopted a two-tiered approach for achieving satisfactory levels of compliance. Over the next two years we will be incorporating as many ADA-compliant features as are feasible into the “graphical” (regular) versions of each Grolier Online encyclopedia; at the same time, to ensure maximum compliance, we are also creating “text-only” versions of each. (See the definition of *text-only*, below.) These will be engineered with a view toward use with assistive technologies and will conform to a much more rigorous compliance level than that provided by the graphical versions of our databases. We believe that this two-tiered methodology will provide access to the most features for the most users.

ADA Compliance Standards

While several organizations have developed specifications for ADA compliance, Grolier Online has chosen to follow the World Wide Web Consortium’s (W3C) Web Accessibility Initiative (WAI) Checkpoints as its standard. This decision was made because the W3C has played a lead role in defining ADA standards for the Internet and has vigorously advocated a high degree of usability for people with disabilities. More information about the W3C can be obtained from their website at <http://www.w3.org/WAI>.

Currently, the text-only versions of Grolier Online’s encyclopedia databases conform to Level AA of the W3C **Web Accessibility Initiative, which means** that they comply with all requirements identified by the W3C as priorities 1 and 2. In doing so, we have also achieved Level AA “Bobby” conformance. This means that the products comply with all of the requirements identified by *Bobby WorldWide* as key priorities in expanding opportunities for people with disabilities.

Bobby WorldWide, created by the nonprofit Center for Applied Special Technology (CAST), is a tool for Web page authors that helps them identify those changes necessary to enable users with disabilities to more easily access their Web pages. For example, *Bobby* identifies instances of missing <alt> descriptions or forms that are improperly labeled and that do not indicate the keypress that replaces a mouse click. It also indicates links that use repetitive language on the same page and tagging problems (improper use of heights and width, missing titles, etc.) More information about *Bobby WorldWide* can be obtained from their website at <http://bobby.cast.org>.

The Federal Electronic and Information Technology Accessibility Standards, known as Section 508, has also been followed. The relevant Section 508 information is as follows:

On August 7, 1998, President Clinton signed the Workforce Investment Act of 1998, which includes the Rehabilitation Act Amendments of 1998. Section 508 of the Rehabilitation Act Amendments, as amended by the Workforce Investment Act of 1998, requires that when Federal agencies develop, procure, maintain, or use electronic and information technology, they shall

ensure that the electronic and information technology allows Federal employees with disabilities to have access to and use of information and data that is comparable to the access to and use of information and data by Federal employees who are not individuals with disabilities, unless an undue burden would be imposed on the agency. Section 508 also requires that individuals with disabilities, who are members of the public seeking information or services from the Federal agency, have access to and use of information and data that is comparable to that provided to the public who are not individuals with disabilities.

“Text-only” Version Defined

Although on the advice of our consultants in this field we have chosen to call our ADA-compliant versions *text-only*, the term is actually a misnomer. Despite the name, these versions contains all the graphic material in the graphical editions—photographs, illustrations, maps, and flags—with the exception of video, animations, and sound files. These have been excluded while we develop ways to comply better with the standards for these assets, including, for instance, providing narrations for all video and animated content.

The text of the text-only versions is identical to that of the graphical editions. In fact, the text-only version is simply a different view of the same article files seen by users of the graphical edition, engineered and displayed in such a way as to support assistive technologies and the navigational and display requirements of the standard. The specific compliance strategies we have employed in these versions are discussed below.

Specific ADA Compliance Guidelines Followed

Site Maps. The main page of the text-only version is a site map with links to every part of the encyclopedia. Many pages throughout the encyclopedia include toggle links to enable the user to move quickly and easily between the graphic and text-only versions.

Keyboard shortcuts. Keyboard shortcuts commonly supported by alternative Web browsers, as described in the WAI guidelines, along with others defined specifically for use within the encyclopedias, have been included to provide quick navigation.

Bypass Links. Invisible graphic links, with text equivalents, are available on all pages to help the user skip navigation bars or other repeated functions, thereby facilitating direct access to content or other main areas of a page.

Limited Use of Graphic Buttons. Since some users have difficulty reading text on graphic images, and since there is very limited provision in Web browsers for enlarging graphics, thereby allowing the text on the graphic to be readable for those with impaired sight, most links for navigating the encyclopedia have been implemented as text links. This enables the user to increase the size of the font, and therefore the text of the link, as needed.

Text Alternatives. Every graphic image in the encyclopedia has a text alternative. This is accomplished by providing <alt> information for the graphic. Browsers of Web content support <alt> and will therefore display or read this text information for those unable to display or view the image.

Table Summaries. All complex content tables in the encyclopedia have been supplied with text summaries to provide a text equivalent for a table that may be unreadable by some special media browsers.

Design Considerations. Several design factors have been employed to ensure that text-only pages have significant contrast between background and foreground images and text.

Style sheets. Style sheets have been utilized in the ADA-compliant versions, as they allow for a document's structure to play a more significant role in its presentation on the Web, making it easier for assistive applications to render them.

Page movement. Special care has been taken to avoid page movement or flickering to avoid adversely affecting people with photosensitive epilepsy.

Pop-ups. No pop-up pages exist in the text-only versions, as recommended in the case of browsers such as Lynx. Instead, full-size pages display selection lists and full-size images.

Using Grolier Online with Assistive Technologies

The guidelines listed above ensure that our text-only versions can be used by persons with certain disabilities sitting at a standard Web browser. However, some disabilities require that the user adopt an alternative approach to Web use, an approach sometimes quite different from that provided by traditional browsers. A variety of browsers and screen readers specifically designed for persons with disabilities are now available, allowing those with visual impairment or reading difficulties, for instance, to rely on speech output, Braille displays, or screen magnification.

Because Grolier Online has strictly adhered to the ADA compliance guidelines specified above, the text-only versions of the encyclopedias should work consistently across all alternative browsers and screen readers. Additionally, Grolier Online has tested its text-only versions with screen readers such as JAWS as well as text-only browsers such as LYNX. Fonts and images were also enlarged and tested within Internet Explorer to ensure that the products worked well in that environment. The following page on the W3C site contains a good listing of assistive technology readers/browsers: <http://www.w3.org/WAI/References/Browsing#2>.

Accessing the Text-only Versions

The text-only versions of our encyclopedias can be accessed in three ways:

Via a link ("Text-only Version") from the Grolier Online home page, <http://go.grolier.com>. Since the Grolier Online home page is account specific, this link will only appear on the home pages of customers subscribing to an encyclopedia with a text-only version.

Via a link ("Text-only Version") from the home page of each encyclopedia database (as titles become available)

Via a link from the bottom of each article page in the encyclopedia ("Toggle to Text-only Version")

* * *

Grolier Online has long been committed to providing easy access, powerful functionality, and a wealth of content for its users, and this commitment has now been expanded to include ADA compliance. Our ongoing commitment is not only to include ADA-compliant versions of all content but also to monitor the standard as it changes and grows and to incorporate new and improved functionality as it becomes available.